

2013-14 Ohio Valley Conference Men's Basketball Report



April 30, 2014
FOR IMMEDIATE RELEASE
Contact: Kyle Schwartz
Phone: (615) 690-6685
Email: kschwartz@ovc.org

Ohio Valley Conference
215 Centerview Drive, Suite 115
Brentwood, Tennessee 37027
OVCSports.com/ OVCDigitalNetwork.com
@OVCSports



OVC STANDINGS

(In Games Through End of Season)

	CONFERENCE								OVERALL							
	W	L	Pct.	Home	Away	Streak	vs. East	vs. West	W	L	Pct.	Home	Away	Neutral	Streak	
EAST DIVISION																
Belmont*#@	14	2	.875	8-0	6-2	W6	8-2	6-0	26	10	.722	13-1	10-8	3-1	L1	
Eastern Kentucky*%	11	5	.688	6-2	5-3	W4	7-3	4-2	24	10	.706	12-2	8-6	4-2	L1	
Morehead State*&	10	6	.625	4-4	6-2	L3	5-5	5-1	20	14	.588	9-5	9-7	2-2	L2	
Tennessee Tech*	9	7	.533	5-3	4-4	W1	6-4	3-3	17	16	.515	10-4	6-9	1-3	L1	
Jacksonville State	4	12	.250	3-5	1-7	L8	1-9	3-3	10	21	.323	7-6	2-14	1-1	L8	
Tennessee State	4	12	.250	2-6	2-6	L1	3-7	1-5	5	25	.167	3-10	2-13	0-2	L1	
WEST DIVISION																
Murray State*^	13	3	.813	8-0	5-3	L1	5-1	8-2	23	11	.676	17-1	6-9	0-1	W5	
Southeast Missouri*	8	8	.500	5-3	3-5	W4	3-3	5-5	18	14	.563	9-4	5-9	4-1	L1	
Eastern Illinois*	7	9	.438	4-4	3-5	W1	2-4	5-5	11	19	.367	7-7	4-11	0-1	L1	
SIUE*	7	9	.438	5-3	2-6	L3	1-5	6-4	11	20	.355	9-5	2-12	0-3	L4	
Austin Peay	6	10	.375	4-4	2-6	W1	2-4	4-6	12	18	.400	8-6	3-11	1-1	W1	
UT Martin	3	13	.188	2-6	1-7	L4	1-5	2-8	8	23	.258	5-10	3-13	0-0	L4	

- Regular Season Champions % - OVC Tournament Champions *OVC Tournament Participant @ - NIT ^ - CIT & - CBI

POSTSEASON RESULTS

2014 NCAA Division I Championship - South Region (St. Louis, Mo.)

Friday, March 21 - Second Round

#2 Kansas 80, #15 Eastern Kentucky 69

2014 National Invitational Tournament (NIT)

Tuesday, March 18 - First Round

#5 Belmont 80, @#4 Green Bay 65

Friday, March 21 - Second Round

@#5 Belmont 82, #8 Robert Morris 71

Tuesday, March 25 - Quarterfinals

@#3 Clemson 73, #5 Belmont 68

2014 CollegeInsider.com Postseason Tournament (CIT)

Wednesday, March 19 - First Round

Murray State 66, @Missouri State 63

Monday, March 24 - Second Round

@Murray State 86, Nebraska-Omaha 62

Thursday, March 27 - Quarterfinals

@Murray State 85, Towson 73

Tuesday, April 1 - Semifinals

@Murray State 98, Pacific 75

Thursday, April 3 - Championship

@Murray State 65, Yale 57

2014 College Basketball Invitational (CBI)

Wednesday, March 19 - First Round

@Illinois State 77, Morehead State 67

OVC TOURNAMENT RESULTS

2014 OVC Basketball Championship
Municipal Auditorium - Nashville, Tenn.

Wednesday, March 5 (First Round)

#5 Tennessee Tech 74, #8 SIUE 67

#6 Southeast Missouri 79, #7 Eastern Illinois 61

Thursday, March 6 (Quarterfinals)

#4 Morehead State 76, #5 Tennessee Tech 61

#3 Eastern Kentucky 84, #6 Southeast Missouri 76

Friday, March 7 (Semifinals)

#1 Belmont 86, #4 Morehead State 63

#3 Eastern Kentucky 86, #2 Murray State 83

Saturday, March 8 (Championship)

#3 Eastern Kentucky 79, #1 Belmont 73

2014 OVC Men's Basketball All-Tournament Team

Corey Walden, Eastern Kentucky (MVP)

Glenn Cosey, Eastern Kentucky

Tarius Johnson, Eastern Kentucky

J.J. Mann, Belmont

Cameron Payne, Murray State

PRESENTED BY

BUICK

Buick is an Official Corporate Partner of the NCAA®.

[illegible]

First Round	Second Round	Quarterfinals	Semifinals	Championship	Quarterfinals	Second Round	First Round
March 18 & 19	March 20 - 24	March 25 & 26	April 1	April 3	March 25 & 26	March 20 - 24	March 18 & 19



1 SMU -- 68 March 19, 9 p.m. - ESPN2 *UC Irvine -- 54	8 SMU -- 80 March 24, 9 p.m. - ESPN	SMU -- 67		SMU -- 65		1 MINNESOTA -- 63 March 23, 3 p.m. - ESPN2	8 MINNESOTA -- 88 March 18, 8:15 p.m. - ESPN3 *High Point -- 81
4 SAN FRANCISCO -- 63 March 19, 10 p.m. - ESPN	5 LSU -- 71 March 19, 10 p.m. - ESPN	LSU -- 67		SMU -- 65		4 ST. MARY'S (CA) -- 55 March 18, 11 p.m. - ESPN2	5 UTAH -- 58
3 ARKANSAS -- 91 March 18, 9 p.m. - ESPN	6 Indiana St. -- 71 March 24, 11 p.m. - ESPN2	Arkansas -- 64		California -- 65		3 SOUTHERN MISS -- 66 March 19, 8:30 p.m. - ESPN3	6 Toledo -- 59
2 CALIFORNIA -- 77 March 19, 10:30 p.m. - ESPN3 *Utah Valley -- 64	7 CALIFORNIA -- 75 March 24, 11 p.m. - ESPN2	California -- 65		California -- 65		2 MISSOURI -- 85 March 18, 9 p.m. - ESPN2	7 *Davidson -- 77
1 ST. JOHN'S (NY) -- 78 March 18, 7 p.m. - ESPN	8 Robert Morris -- 71 March 21, 9:30 p.m. - ESPN	Robert Morris -- 71		Belmont -- 68		1 FLORIDA ST. -- 58 March 18, 7 p.m. - ESPN2	8 *FGCU -- 53
4 *GREEN BAY -- 65 March 18, 8:15 p.m. - ESPN3 *Belmont -- 80	5 BELMONT -- 82 March 21, 9:30 p.m. - ESPN	Belmont -- 68		Clemson -- 59		4 GEORGETOWN -- 77 March 18, 7 p.m. - ESPN	5 West Virginia -- 65
3 CLEMSON -- 78 March 18, 9 p.m. - ESPN	6 *Georgia St. -- 66 March 23, 11 a.m. - ESPN	Clemson -- 73		Clemson -- 59		3 *LOUISIANA TECH -- 89 March 19, 7:30 p.m. - ESPN3	6 *Iona -- 88
2 Illinois -- 66 March 19, 7 p.m. - ESPN2	7 *BOSTON U. -- 62 March 19, 7 p.m. - ESPN2	Illinois -- 49		Clemson -- 59		2 GEORGIA -- 63 March 19, 8 p.m. - ESPN	7 *Vermont -- 56

All Games Eastern Time // Home Team in Bold and Caps
*Automatic Qualifiers - Regular Season Conference Champions

© Copyright 2014 NIT, L.L.C.



NOTE: The CIT uses the old NIT model in which there is no set bracket. Future round opponents are determined by the results of the previous round.

FIRST ROUND

MONDAY, MARCH 17

Holy Cross 68, Brown 65

TUESDAY, MARCH 18

VMI 111, Canisius 100

Wright State 73 East Carolina 59

Eastern Michigan 58, Norfolk State 54

ETSU 79, Chattanooga 66

Columbia 58, Valparaiso 56

Sam Houston State 71, Alabama State 49

San Diego 87, Portland State 65

WEDNESDAY, MARCH 19

Yale 69, Quinnipiac 68

Towson 63, USC Upstate 60

Ohio 64, Cleveland State 62

IPFW 97, Akron 91

Murray State 66, Missouri State 63

Nebraska-Omaha 91, North Dakota 75

Texas A&M C.C. 82, Northern Colorado 71

Pacific 69, Grand Canyon 67

SECOND ROUND

FRIDAY, MARCH 21

Towson 83, ETSU 77

SATURDAY, MARCH 22

VMI 106, IPFW 95

Ohio 56, Wright State 54

Yale 71, Holy Cross 66

Columbia 69, Eastern Michigan 56

San Diego 77, Sam Houston State 72

Pacific 89, Texas A&M Corpus Christi 60

MONDAY, MARCH 24

@Murray State 86, Nebraska-Omaha 62

QUARTERFINALS

WEDNESDAY, March 26

Yale 72, @Columbia 69

VMI 92, @Ohio 90

@Pacific 75, San Diego 60

THURSDAY, MARCH 27

@Murray State 85, Towson 73

SEMIFINALS

TUESDAY, APRIL 1

Yale 75, @VMI 62




@Murray State 98, Pacific 75


CHAMPIONSHIP

THURSDAY, APRIL 3

@Murray State 65, Yale 57

2014 College Basketball Invitational

FIRST ROUND		QUARTERFINALS		QUARTERFINALS		FIRST ROUND	
March 19		March 24		March 24		March 19	
Wyoming	43		Texas A&M	72	FRESNO STATE	61	Fresno State
8:00pm ET						56	UTEP
TEXAS A&M	59						
March 19		March 24		March 19		March 19	
Morehead State	67		ILLINOIS STATE	56	Princeton	56	Princeton
8:00pm ET						55	TULANE
ILLINOIS STATE	77						
March 19		March 24		March 24		March 19	
Radford	96		Radford	52	Penn State	65	Hampton
10:00pm ET						69	PENN STATE
OREGON STATE	92						
March 19		March 24		March 19		March 18	
South Dakota State	65		OLD DOMINION	54	SIENA	55	Stony Brook
7:00pm ET						66	SIENA
OLD DOMINION	72						



HOME TEAMS IN CAPS

Tournament is re-bracketed after the Quarterfinal Round



HOME TEAMS IN CAPS

Tournament is re-bracketed after the Quarterfinal Round

SEMIFINALS

March 26			SIENA
Illinois State	49		
7:00pm ET			
SIENA	61		
March 26			FRESNO STATE
Old Dominion	64		
10:00pm ET			
FRESNO STATE	71		

CHAMPIONSHIP SERIES

Championship Series is a Best-of-Three
 March 31, April 2 & April TBA (if necessary)
 March 31 Siena 61, FRESNO STATE 57
 April 2 Fresno State 89, SIENA 75
 April 5* SIENA 81, Fresno State 68
 *if necessary Home team in CAPS

SIENA
CHAMPION

Television Schedule



March 24 March 31, April 2, April 5*
 7:00pm 10:00pm ET, 7:00pm ET, 11:30am ET
 9:00pm *if necessary

THIS WEEK'S adidas® OVC PLAYERS OF THE WEEK



PLAYER

Tyler Stone, F • Sr., 6-8, 230 • Memphis, Tenn. • Southeast Missouri

Stone earned his second-straight OVC Player of the Week honor after averaging 18.5 points, 12.5 rebounds, 4.5 assists, 2.0 steals and 1.0 blocks/game and hitting 53.8 percent (14-of-26) from the field in two victories. His play led the Redhawks to their third and fourth-straight victories and to the No. 6 seed in the OVC Tournament field. Stone had double-doubles in each game and now has 13 on the season, second in the OVC. He started the week with 20 points, 11 rebounds, five assists, two blocks and a steal against Austin Peay, as the Redhawks won and clinched a spot in the OVC Tournament. He capped the week with 17 points, 14 rebounds, four assists, two steals and a block in 46 minutes of action as Southeast topped Murray State 118-115 in double overtime. Stone ranks third in the OVC in both scoring (19.1 points/game) and rebounding (9.5/game).

Others Nominated: Travis Betran, Austin Peay; J.J. Mann, Belmont; Chris Olivier, Eastern Illinois; Tarius Johnson, Eastern Kentucky; Jarvis Williams, Murray State; Patrick Miller, Tennessee State; Jeremiah Samarrippas, Tennessee Tech; Dee Oldham, UT Martin.

NEWCOMER

Jarvis Williams, F • Jr., 6-8, 210 • Macon, Ga. • Murray State

Williams earned his seventh OVC Newcomer of the Week honor of the season after averaging 19.5 points and 12.5 rebounds/game and hitting 62.5 percent (15-of-24) from the field and 90 percent (9-of-10) from the free throw line in a pair of Murray State games. The transfer from Gordon State College began the week with 14 points, nine rebounds, an assist, block and steal in just 28 minutes of action at UT Martin. He capped the week by scoring 25 points and grabbing 15 rebounds to net his 13th double-double of the season. In that game he hit 8-of-12 field goals and 9-of-10 free throws in the double overtime thriller. Williams ranks second in the OVC in rebounding (10.4/game), fourth in field goal percentage (63.3%) and blocks (1.5/game) and 12th in scoring (14.5/game).

Others Nominated: Chris Olivier, Eastern Illinois; Jarekious Bradley, Southeast Missouri; Donivine Stewart, SIUE; Dwan Caldwell, Tennessee Tech.

FRESHMAN

Antonius Cleveland, G • Fr., 6-5, 175 • Memphis, Tenn. • Southeast Missouri

Cleveland earned his fifth OVC Freshman of the Week honor of the season after averaging 16.5 points, 5.0 rebounds, 3.0 assists and 1.0 blocks/game and hitting 73.7 percent (14-of-19) from the field and 66.7 percent (2-of-3) from 3-point range in two Southeast Missouri victories last week. The guard scored a season-high 21 points as the Redhawks topped Murray State 118-115 in double overtime on Saturday. He scored seven of his team's 13 points in the second overtime to lift the Redhawks to the victory. For the game he added four rebounds, three assists and a steal in 38 minutes of action. He started the week with 12 points, six rebounds, three assists and two blocks in a victory over Austin Peay. In that contest he was a perfect 5-of-5 from the field.

Others Nominated: Evan Bradds, Belmont; Cameron Payne, Murray State.

2013-14 adidas® OVC PLAYERS OF THE WEEK



PLAYER

Nov. 11	Jarekious Bradley, Southeast Missouri	Jan. 13	Patrick Miller, Tennessee State
Nov. 18	J.J. Mann, Belmont	Jan. 20	Rozell Nunn, SIUE
Nov. 25	Craig Bradshaw, BU & Chad Posthumus, MOR	Jan. 27	J.J. Mann, Belmont
Dec. 2	Angelo Warner, MOR & Lucas Nutt, SEMO	Feb. 3	Glenn Cosey, Eastern Kentucky
Dec. 9	J.J. Mann, Belmont	Feb. 10	J.J. Mann, Belmont & Angelo Warner, MOR
Dec. 16	Chris Horton, Austin Peay	Feb. 17	Sherman Blanford, Eastern Illinois
Dec. 23	Drew Kelly, Morehead State	Feb. 24	Tyler Stone, Southeast Missouri
Dec. 30	Jarekious Bradley, Southeast Missouri	Mar. 3	Tyler Stone, Southeast Missouri
Jan. 6	Glenn Cosey, Eastern Kentucky		

NEWCOMER

Nov. 11	Jarekious Bradley, Southeast Missouri	Jan. 13	Jarvis Williams, Murray State
Nov. 18	Drew Windler, Belmont	Jan. 20	Rozell Nunn, SIUE
Nov. 25	Jarekious Bradley, Southeast Missouri	Jan. 27	Jarvis Williams, Murray State
Dec. 2	Jarekious Bradley, Southeast Missouri	Feb. 3	Jarvis Williams, Murray State
Dec. 9	Jarekious Bradley, Southeast Missouri	Feb. 10	Jarvis Williams, MUR & Donivine Stewart, SIUE
Dec. 16	Jarekious Bradley, Southeast Missouri	Feb. 17	Jarvis Williams, Murray State
Dec. 23	T.J. Sapp, Murray State	Feb. 24	Jarekious Bradley, Southeast Missouri
Dec. 30	Chris Olivier, EIU & Jarekious Bradley, SEMO	Mar. 3	Jarvis Williams, Murray State
Jan. 6	Jarvis Williams, Murray State		

FRESHMAN

Nov. 11	Cameron Payne, Murray State	Jan. 13	Cameron Payne, Murray State
Nov. 18	Antonius Cleveland, Southeast Missouri	Jan. 20	Evan Bradds, Belmont
Nov. 25	Evan Bradds, Belmont	Jan. 27	Cameron Payne, Murray State
Dec. 2	Evan Bradds, BU & Antonius Cleveland, SEMO	Feb. 3	Cameron Payne, Murray State
Dec. 9	Cameron Payne, Murray State	Feb. 10	Cameron Payne, Murray State
Dec. 16	Shirmane Thomas, Tennessee Tech	Feb. 17	Cameron Payne, Murray State
Dec. 23	Antonius Cleveland, Southeast Missouri	Feb. 24	C. Payne, MUR & A. Cleveland, SEMO
Dec. 30	Evan Bradds, Belmont	Mar. 3	Antonius Cleveland, Southeast Missouri
Jan. 6	Cameron Payne, Murray State		

Bold indicates player went on to be named National Player of the Week

OVC MEDIA INFORMATION

Kyle Schwartz

Asst. Commissioner/Media Relations

Office: (615) 690-6685

Cell: (615) 690-6685

E-mail: kschwartz@ovc.org

Web: <http://www.OVCsports.com> <http://www.OVCDigitalNetwork.com>

ONLINE PRESS BOX: The OVC Basketball Online Press Box is a one-stop shop for gathering information about the OVC and its member schools. Media can access it OVCsports.com/basketballpressbox.

SOCIAL MEDIA: Get breaking news about the OVC by following the OVC through Social Media. Check out the OVC sites at <http://www.twitter.com/OVCsports> and <http://www.facebook.com/ovcsports>. Also check out www.YouTube.com/ohiovalleyconference and the league's blog at www.OVCExtra.com.

WEEKLY NOTES: The OVC will release its Players of the Week and weekly notes report each Monday throughout the season by 5 p.m. CT. The report is available via e-mail, and is posted on the league's Web site in text and PDF versions. Statistics are updated after each gameday on the OVC Website.

OVC SID DIRECTORY

AUSTIN PEAY

Brad Kirtley (931) 221-7561
Cell Phone (931) 801-7875
Email kirtleyb@apsu.edu
Website LetsGoPeay.com
Press Row Number (931) 221-7155

BELMONT

Greg Sage (615) 460-6698
Cell Phone (615) 512-3633
Email greg.sage@belmont.edu
Website BelmontBruins.com
Press Row Number (615) 460-8554

EASTERN ILLINOIS

Greg Lautzenheiser (217) 581-7020
Cell Phone (419) 605-8512
Email glautzenheiser@eiu.edu
Website EiUpanthers.com
Press Row Number (217) 581-7770

EASTERN KENTUCKY

Kevin Britton (859) 622-2006
Cell Phone (859) 358-8359
Email kevin.britton@eku.edu
Website EKUSports.com
Press Row Number (859) 622-5908

JACKSONVILLE STATE

Josh Underwood (256) 782-5915
Cell Phone (256) 453-0545
Email underwood@jsu.edu
Website JSUGamecockSports.com
Press Row Number (256) 782-5583

MOREHEAD STATE

Matt Segal (606) 783-2557
Cell Phone (317) 501-3627
Email m.segal@moreheadstate.edu
Website www.MSUEagles.com
Press Row Number (606) 783-2500

MURRAY STATE

Dave Winder (270) 809-7044
Cell Phone (270) 293-0566
Email dwinder@murraystate.edu
Website GoRacers.com
Press Row Number (270) 809-5551

SOUTHEAST MISSOURI

Jeff Honza (573) 651-2933
Cell Phone (618) 528-1145
Email jhonza@semo.edu
Website GoSoutheast.com
Press Row Number (573) 651-5014

SIUE

Joe Pott (618) 650-2860
Cell Phone (314) 707-1712
Email jpott@siue.edu
Website www.siucoagars.com
Press Row Number (618) 650-2188

TENNESSEE STATE

Alex Mitchell (615) 963-5674
Cell Phone (770) 309-1760
Email jmitch18@tnstate.edu
Website TSUTigers.com
Press Row Number (615) 565-7616

TENNESSEE TECH

Mike Lehman (931) 372-3883
Cell Phone (224) 639-3710
Email mlehman@tnntech.edu
Website TTUSports.com
Press Row Number (931) 372-6077

UT MARTIN

Ryne Rickman (731) 881-7694
Cell Phone (270) 703-2601
Email rrickman@utm.edu
Web site UTMSports.com
Press Row Number (731) 881-7694



2014 Ohio Valley Conference Basketball Championship March 5-8 Municipal Auditorium Nashville, Tennessee



Men's Bracket

WEDNESDAY, MARCH 5
(First Round)

THURSDAY, MARCH 6
(Quarterfinals)

FRIDAY, MARCH 7
(Semifinals)

SATURDAY, MARCH 8
(Championship)

#5 Tennessee Tech 74

GAME 1 - 6:00 p.m.
(OVC Digital Network)

#8 SIUE 67

#5 Tennessee Tech 61

GAME 3 - 6:00 p.m.
(OVC Digital Network)

#4 Morehead State 76

#4 Morehead State 63

GAME 5 - 6:30 p.m.
(ESPNU)

#1 Belmont 86

#1 Belmont 73

GAME 7 - 6:00 p.m.
(ESPN2)

#3 Eastern Kentucky

**OVC Champion
and NCAA Automatic
Qualifier**

#2 Murray State 83

GAME 6 - 9:00 p.m.
(ESPNU)

#3 Eastern Kentucky 79

#3 Eastern Kentucky 84

GAME 4 - 8:00 p.m.
(OVC Digital Network)

#6 Southeast Missouri 76

#3 Eastern Kentucky 86

#6 Southeast Missouri 79

GAME 2 - 8:00 p.m.
(OVC Digital Network)

#7 Eastern Illinois 61

All Times Central

OVC POSTSEASON HISTORY BY TEAM

Austin Peay (2-7 NCAA: 1-2 NIT: 0-1 CIT: 0-1 CBI)

1973 -- NCAA	Austin Peay 77, Jacksonville 75 Kentucky 106, Austin Peay 100 (OT) Marquette 88, Austin Peay 73 Notre Dame 108, Austin Peay 73
1974 -- NCAA	Austin Peay 68, Illinois 67
1987 -- NCAA	Providence 90, Austin Peay 87 (OT) Georgia Tech 90, Austin Peay 70
1996 -- NCAA	Louisville 86, Austin Peay 64
2003 -- NCAA	Austin Peay 65, Belmont 59 George Mason 66, Austin Peay 60
2004 -- NIT	Air Force 75, Austin Peay 51
2007 -- NIT	Texas 82, Austin Peay 64
2008 -- NCAA	Bradley 81, Austin Peay 74
2009 -- CIT	Boise State 83, Austin Peay 80
2011 -- CBI	

Belmont (0-1 NCAA, 2-1 NIT)

2013 -- NCAA	Arizona 81, Belmont 64
2014 -- NIT	Belmont 80, Green Bay 65 Belmont 82, Robert Morris 71 Clemson 73, Belmont 68

Eastern Illinois (0-1 NCAA)

2001 -- NCAA	Arizona 101, Eastern Illinois 76
--------------	----------------------------------

Eastern Kentucky (0-8 NCAA: 1-1 CIT: 0-1 CBI)

1953 -- NCAA	Notre Dame 72, Eastern Kentucky 57
1959 -- NCAA	Louisville 77, Eastern Kentucky 63
1965 -- NCAA	DePaul 99, Eastern Kentucky 52
1972 -- NCAA	Florida State 83, Eastern Kentucky 81
1979 -- NCAA	Tennessee 97, Eastern Kentucky 81
2005 -- NCAA	Kentucky 72, Eastern Kentucky 64
2007 -- NCAA	North Carolina 86, Eastern Kentucky 65
2010 -- CBI	College of Charleston 82, Eastern Kentucky 79
2013 -- CIT	Eastern Kentucky 69, Gardner-Webb 62 Evansville 86, Eastern Kentucky 72
2014 -- NCAA	Kansas 80, Eastern Kentucky 69

Morehead State (6-8 NCAA: 0-0 NIT: 1-2 CBI)

1956 -- NCAA	Morehead State 107, Marshall 92 Iowa 97, Morehead State 83 Morehead State 85, Wayne 84
1957 -- NCAA	Pittsburgh 86, Morehead State 85
1961 -- NCAA	Morehead State 71, Xavier 66 Kentucky 71, Morehead State 64 Louisville 72, Morehead State 59
1983 -- NCAA	Syracuse 74, Morehead State 59
1984 -- NCAA	Morehead State 70, North Carolina A&T 69 Louisville 72, Morehead State 59
2009 -- NCAA	Morehead State 58, Alabama State 43 Louisville 74, Morehead State 54
2010 -- CBI	Morehead State 74, Colorado State 60 Boston University 91, Morehead State 89 (OT)
2011 -- NCAA	Morehead State 62, Louisville 61 Richmond 65, Morehead State 48
2014 -- CBI	Illinois State 77, Morehead State 67

Murray State (3-15 NCAA: 2-7 NIT: 5-0 CIT)

1964 -- NCAA	Loyola-Chicago 101, Murray State 91
1969 -- NCAA	Marquette 82, Murray State 62
1980 -- NIT	Murray State 53, Jacksonville 49 Murray State 70, Alabama 62 Illinois 65, Murray State 63
1982 -- NIT	Nevada-Las Vegas 87, Murray State 61
1983 -- NIT	Wake Forest 87, Murray State 80
1988 -- NCAA	Murray State 78, North Carolina State 75 Kansas 61, Murray State 58
1989 -- NIT	Penn State 89, Murray State 73
1990 -- NCAA	Michigan State 75, Murray State 71 (OT)
1991 -- NCAA	Alabama 89, Murray State 79
1992 -- NCAA	Arkansas 80, Murray State 69
1994 -- NIT	Bradley 66, Murray State 58
1995 -- NCAA	North Carolina 80, Murray State 69
1996 -- NIT	Missouri 89, Murray State 85
1997 -- NCAA	Duke 71, Murray State 68
1998 -- NCAA	Rhode Island 97, Murray State 74
1999 -- NCAA	Ohio State 72, Murray State 58
2002 -- NCAA	Georgia 85, Murray State 68
2004 -- NCAA	Illinois 72, Murray State 53
2006 -- NCAA	North Carolina 69, Murray State 65
2010 -- NCAA	Murray State 66, Vanderbilt 65 Butler 54, Murray State 52
2011 -- NIT	Missouri State 89, Murray State 76
2012 -- NCAA	Murray State 58, Colorado State 41 Marquette 62, Murray State 53
2014 -- CIT	Murray State 66, Missouri State 63 Murray State 86, Nebraska-Omaha 62 Murray State 85, Towson 73 Murray State 98, Pacific 75 Murray State 65, Yale 57

Southeast Missouri (0-1 NCAA)

2000 -- NCAA	Louisiana State 64, Southeast Missouri 61
--------------	---

Tennessee State (0-2 NCAA: 0-2 CIT)

1993 -- NCAA	Seton Hall 81, Tennessee State 59
1994 -- NCAA	Kentucky 83, Tennessee State 70
2012 -- CIT	Mercer 68, Tennessee State 60
2013 -- CIT	Evansville 84, Tennessee State 72

Tennessee Tech (0-2 NCAA: 3-2 NIT: 0-2 CIT)

1958 -- NCAA	Notre Dame 94, Tennessee Tech 61
1963 -- NCAA	Loyola-Chicago 111, Tennessee Tech 42
1985 -- NIT	Tennessee 65, Tennessee Tech 62
2002 -- NIT	Tennessee Tech 64, Georgia State 62 Tennessee Tech 68, Dayton 59 Tennessee Tech 80, Yale 61
2011 -- CIT	Memphis 79, Tennessee Tech 73
2012 -- CIT	Western Michigan 74, Tennessee Tech 66 Georgia State 74, Tennessee Tech 43

UT Martin (0-0 NCAA: 0-1 NIT)

2009 -- NIT	Auburn 87, UT Martin 82
-------------	-------------------------

Former OVC Members

Akron (0-1 NCAA: 0-1, NIT)

1986 -- NCAA	Michigan 10, Akron 64
1987 -- NIT	Illinois State 77, Akron 72

East Tennessee State (1-2, NCAA)

1968 -- NCAA	East Tennessee 79, Florida 69 Ohio State 79, East Tennessee 72 Marquette 69, East Tennessee 57
--------------	--

Middle Tennessee (2-6 NCAA: 2-2 NIT)

1975 -- NCAA	Oregon State 78, Middle Tennessee 67
1977 -- NCAA	Detroit 93, Middle Tennessee 76
1982 -- NCAA	Middle Tennessee 50, Kentucky 40 Louisville 81, Middle Tennessee 76
1985 -- NCAA	North Carolina 77, Middle Tennessee 59
1986 -- NIT	Clemson 99, Middle Tennessee 81
1987 -- NCAA	Notre Dame 84, Middle Tennessee 71
1988 -- NIT	Middle Tennessee 85, Tennessee 80 Middle Tennessee 69, Georgia 59
1989 -- NCAA	Boston College 78, Middle Tennessee 69 Middle Tennessee 97, Florida State 83 Virginia 104, Middle Tennessee 88

Western Kentucky (10-12 NCAA, 4-8 NIT)

1949 -- NIT	Bradley 95, Western Kentucky 86
1950 -- NIT	Western Kentucky 79, Niagara 60 St. John's 69, Western Kentucky 60
1952 -- NIT	Western Kentucky 62, Louisville 59 St. Bonaventure 70, Western Kentucky 60
1953 -- NIT	Duquense 69, Western Kentucky 61
1954 -- NIT	Western Kentucky 95, Bowling Green 81 Holy Cross 75, Western Kentucky 69 Niagara 71, Western Kentucky 69
1960 -- NCAA	Western Kentucky 107, Miami (Fla.) 84 Ohio State 98, Western Kentucky 79 Western Kentucky 97, Ohio 87
1962 -- NCAA	Western Kentucky 90, Detroit 81 Ohio State 93, Western Kentucky 73 Butler 87, Western Kentucky 86 (OT)
1965 -- NIT	Western Kentucky 57, Fordham 53 Army 58, Western Kentucky 54
1966 -- NCAA	Western Kentucky 105, Loyola-Chicago 86 Michigan 80, Western Kentucky 89 Western Kentucky 82, Dayton 68
1967 -- NCAA	Dayton 69, Western Kentucky 67 (OT)
1970 -- NCAA	Jacksonville 109, Western Kentucky 96
1971 -- NCAA	Finished Third Western Kentucky 74, Jacksonville 72 Western Kentucky 107, Kentucky 83 Western Kentucky 81, Ohio State 78 (OT) Villanova 92, Western Kentucky 89 (OT) Western Kentucky 77, Kansas 75 Marquette 79, Western Kentucky 60
1976 -- NCAA	Western Kentucky 87, Syracuse 86 (OT)
1978 -- NCAA	Michigan State 90, Western Kentucky 69
1980 -- NCAA	Virginia Tech 89, Western Kentucky 84 (OT)
1981 -- NCAA	Alabama-Birmingham 93, Western Kentucky 68
1982 -- NIT	Purdue 72, Western Kentucky 65



2013-14 All-Ohio Valley Conference Men's Basketball Teams

(as voted on by the league's head basketball coaches and sports information directors)

OVC Players of the Year: J.J. Mann, Belmont
OVC Defensive Player of the Year: Corey Walden, Eastern Kentucky
OVC Freshman of the Year: Cameron Payne, Murray State
OVC Coach of the Year: Rick Byrd, Belmont

ALL-OVC FIRST TEAM

<u>NAME. SCHOOL</u>	<u>POS.</u>	<u>HT.</u>	<u>WT.</u>	<u>CL.</u>	<u>HOMETOWN</u>	<u>KEY STATS</u>
J.J. Mann, Belmont	G/F	6-6	215	Sr.	Smyrna, Ga.	18.4 ppg, 4.8 rpg, 2.5 apg, 2.1 spg
Glenn Cosey, Eastern Kentucky !	G	6-0	182	Sr.	Flint, Mich.	18.8 ppg, 4.3 apg, 3.3 rpg, 100 3's
Tyler Stone, Southeast Missouri %^\$	F	6-8	230	Sr.	Memphis, Tenn.	19.1 ppg, 9.5 rpg, 1.5 bpg, 53.7 FG%
Cameron Payne, Murray State	G	6-2	175	Fr.	Bartlett, Tenn.	15.9 ppg, 5.6 apg, 3.3 rpg, 1.5 spg
Patrick Miller, Tennessee State *#	G	6-0	189	Sr.	Chicago, Ill.	23.7 ppg, 4.1 apg, 4.5 rpg, 1.6 spg

ALL-OVC SECOND TEAM

<u>NAME. SCHOOL</u>	<u>POS.</u>	<u>HT.</u>	<u>WT.</u>	<u>CL.</u>	<u>HOMETOWN</u>	<u>KEY STATS</u>
Jarekious Bradley, Southeast Missouri	F/G	6-5	220	Jr.	Memphis, Tenn.	19.4 ppg, 6.5 rpg, 1.6 apg, 1.2 spg
Craig Bradshaw, Belmont	G	6-3	210	So.	Ridgetop, Tenn.	15.6 ppg, 3.4 rpg, 3.1 apg, 51.6 FG%
Jarvis Williams, Murray State	F	6-8	210	Jr.	Macon, Ga.	14.5 ppg, 10.4 rpg, 1.5 bpg, 63.3 FG%
Angelo Warner, Morehead State	G	6-2	195	Jr.	Orlando, Fla.	17.5 ppg, 4.7 rpg, 3.0 apg, 1.9 spg
Sherman Blanford, Eastern Illinois !	F	6-6	215	Sr.	Philadelphia, Pa.	14.3 ppg, 8.0 rpg, 52.9 FG%

ALL-NEWCOMER TEAM

<u>NAME. SCHOOL</u>	<u>POS.</u>	<u>HT.</u>	<u>WT.</u>	<u>CL.</u>	<u>HOMETOWN</u>	<u>KEY STATS</u>
Cameron Payne, Murray State	G	6-2	175	Fr.	Bartlett, Tenn.	15.9 ppg, 5.6 apg, 3.3 rpg, 1.5 spg
Jarekious Bradley, Southeast Missouri	F/G	6-5	220	Jr.	Memphis, Tenn.	19.4 ppg, 6.5 rpg, 1.6 apg, 1.2 spg
Jarvis Williams, Murray State	F	6-8	210	Jr.	Macon, Ga.	14.5 ppg, 10.4 rpg, 1.5 bpg, 63.3 FG%
Donivine Stewart, SIUE	G	6-0	195	So.	Peoria, Ill.	12.2 ppg, 4.5 apg, 2.9 rpg, 1.5 spg
Reggie Smith, Eastern Illinois	G	6-0	185	R-Jr.	South Holland, Ill.	13.0 ppg, 2.4 rpg, 3.2 apg, 1.3 spg

* - All-OVC 1st Team in 2012-13

% - All-OVC 2nd Team in 2012-13

! - OVC All-Newcomer Team in 2012-13

^ - All-OVC 2nd Team in 2011-12

\$ - OVC All-Newcomer Team in 2011-12

- OVC All-Newcomer Team in 2010-11

Stats listed are through the completion of the regular season.

NOTES FROM AROUND THE LEAGUE

OVC Ties League Record With Four Postseason Teams: Overall the OVC had four men's basketball teams selected for postseason play this season (1 NCAA, 1 NIT, 1 CIT, 1 CBI). That matches an all-time high for a single season, tying the mark set in 2011.

Wins in Six-Straight Postseasons: After both Belmont and Murray State recorded wins in the postseason, OVC teams have now at least won one game in each postseason for six-straight years, the longest stretch in league history. Morehead State won a NCAA game in 2009, Murray State won in the NCAA Tournament in 2010, Morehead State won in the NCAA's in 2011, Murray State won in the NCAA's in 2012 and Eastern Kentucky won in the CIT in 2013.

Multiple Postseason Victories: For the second time in five years OVC teams won multiple postseason games this season as Belmont and Murray State have advanced in the postseason (overall OVC teams were 7-3 in postseason play in 2014). The seven total wins are the most for the OVC in one postseason (topping the four wins in the 1971 season). The last time multiple teams won games was in 2010 when Murray State won in the NCAA Tournament and Morehead State won in the CBI.

Murray State First OVC Men's Basketball Team to Play in Month of April: When Murray State played Pacific in the CIT semifinals on Tuesday, April 1, the Racers became the first OVC men's basketball team to play in the month of April. Prior to this season the latest an OVC team had played was on March 27, 1971 when Western Kentucky advanced to the Final Four (and played in the third place game after losing in the semifinals).

Murray State Wins CIT: In its first-ever appearance in the CollegeInsider.com Postseason Tournament (CIT) the Murray State Racers claimed the championship by going 5-0 in defeating Missouri State, Nebraska-Omaha, Towson, Pacific and Yale. OVC teams are now 6-6 all-time in the CIT, with Murray State (5) and Eastern Kentucky (1) owning the all-time victories. The CIT is a 32-team field that is drawn from non-BCS schools and all 31 games of the tournament are played at campus sites. In an effort to minimize travel and missed class time, the CIT uses a format that determines future opponents by previous results. This means second round pairings are made after first round games are completed. Teams in the same geographical area are likely to be paired. The CollegeInsider.com Postseason Tournament was created in 2009. What began as a 16-team event, quickly expanded to 24 teams in 2011 and to 32 teams in 2012.

OVC Teams All-Time in the NIT: Belmont earned an automatic bid to the National Invitational Tournament (NIT) by winning the OVC regular season championship but failing to win the league's tournament. It marked the second all-time appearance in the NIT for Belmont, who lost to Austin Peay in the 2004 event. Belmont was the first OVC team to play in the NIT since Murray State participated in the 2011 event. After victories over Green Bay and Robert Morris in the first two rounds, the Bruins lost at Clemson in the quarterfinals. OVC teams are now 15-24 all-time in NIT games. The last OVC team to advance as far as Belmont did was Tennessee Tech in 2002; the Golden Eagles won three games before falling to Memphis in the quarterfinals. This year marks the fourth-straight year and ninth time in the past 11 years that the Bruins will be participating in postseason play. Belmont was one of 13 automatic qualifiers for the NIT while the other 19 teams in the 32-team field were at-large selections.

OVC Teams All-Time in the NCAA Tournament: Following Eastern Kentucky's loss to Kansas in the 2014 NCAA Tournament, OVC teams have won NCAA Tournament games in four of the past six years. After going 19 years without winning a game (1990-2008) Morehead State broke through for the league by winning in 2009 and ending the losing streak. Murray State won a game in 2010 (Vanderbilt), followed by Morehead State besting Louisville in 2011 and the streak reached four-straight years when Murray State beat Colorado State in 2012. OVC teams are now 24-66 all-time in the NCAA Tournament; EKV is 0-8 all-time in the event.

OVC Teams All-Time in the CBI: Morehead State played in the College Basketball Invitational (CBI) for the second time this season; the Eagles played in the 2010 event besting Colorado State before falling to Boston University in overtime and fell to Illinois State in this year's event. All-time OVC teams are 1-4 in CBI action. This marks the seventh year for the CBI, a 16-team invitational tournament. This marks the fourth postseason appearance for the MSU program over the past six years.

Eastern Kentucky Wins 2014 OVC Tournament Championship: Eastern Kentucky won its sixth OVC Tournament Championship this season by winning three games in three days as the No. 3 seed. The Colonels topped No. 6 seed Southeast Missouri (84-76), No. 2 seed Murray State (86-83) and No. 1 seed Belmont (79-73) to claim its first tournament title since 2007. The team has also won crowns in 1950, 1955, 1979, 2005 and 2007; the six titles are third-most in OVC history behind only Murray State (15) and Western Kentucky (10).

Belmont Claims 2014 OVC Regular Season Championship: In just its second year in the league Belmont claimed its second-straight OVC Regular Season Championship, finishing the year with a 14-2 record for the second-straight season. Overall it is the fifth-straight Conference crown for the Bruins who won three-straight Atlantic Sun titles before joining the OVC. Overall the Bruins have won seven conference championships over the last nine years. Since Belmont joined the Division I ranks in 1996-97, only eight other Division I programs have won five-straight conference titles (Butler, Cincinnati, Duke, Gonzaga, Kansas, Nevada and Xavier are the others).

Lewis Wins College Slam Dunk Championship: Eastern Kentucky University senior **Marcus Lewis** won the Denny's Slam Dunk Championship aired nationally on ESPN and held at Southern Methodist University's Moody Coliseum in Dallas, site of the 2014 Final Four. Lewis defeated Cory Jefferson of Baylor in the finals. Lewis was one of eight participants in the Slam Dunk Championship.

Cosey, Mann Named to Lou Henson Mid-Major All-American Team: Eastern Kentucky senior **Glenn Cosey** and Belmont senior **J.J. Mann** were two of 30 players nationally named to the Lou Henson All-American Team by CollegeInsider.com. The 30 players were all finalists for the 2014 Lou Henson Award which is presented annually to the top Mid-Major player in Division I college basketball (the award went to Mercer's Langston Hall). Cosey averaged 18.7 points, 4.2 assists, 3.2 rebounds and 1.2 steals/game in leading EKV to the OVC Tournament Championship and NCAA Tournament berth. Mann, the OVC Player of the Year, led the Bruins to the OVC Regular Season Championship and a berth in the NIT Quarterfinals by averaging 18.3 points/game.

Walden Named to Lefty Driesell Defensive All-American Team: Eastern Kentucky junior **Corey Walden**

COACHES TELECONFERENCE

During the regular season a monthly teleconference featuring the league's 10 head coaches will be held on Tuesday mornings at 10 a.m. Central Time. The initial teleconference will take place Jan. 14 with the next call following on Feb. 11 (women's coaches calls will be held on Wednesday's - Jan. 8 and Feb. 5). On Monday, March 3 a call featuring the men's & women's coaches who make the 8-team OVC Tournament field will be held at 9 a.m. (schedule to be announced). A schedule of what times coaches will appear is below. For information on how to access the call, please contact Kyle Schwartz in the OVC Office (615-371-1698 or kschwartz@ovc.org). Following each teleconference, the audio will be cut-up and posted at OVCSports.com. Any media members who would like .mp3 files of a particular coach should also contact Schwartz.

9:55 - Call Opens/Announcements
10:00 - James Green, Jacksonville State
10:05 - Jay Spoonhour, Eastern Illinois
10:10 - Rick Byrd, Belmont
10:15 - Steve Prohm, Murray State
10:20 - Dave Loos, Austin Peay
10:25 - Steve Payne, Tennessee Tech
10:30 - Jeff Neubauer, Eastern Kentucky
10:35 - Lennox Forrester, SIUE
10:40 - Jason James, UT Martin
10:45 - Travis Williams, Tennessee State
10:50 - Sean Woods, Morehead State
10:55 - Dickey Nutt, Southeast Missouri

2014 OVC TOURNAMENT

The 2014 Ohio Valley Conference Men's & Women's Tournaments will be held March 5-8 at Municipal Auditorium in Nashville, Tenn. The tournament features eight men's and eight women's teams in a merit-based format with the No. 1 and 2 seeds getting double byes into the semifinals and the No. 3 and 4 seeds getting a bye into the quarterfinals.

The first round and quarterfinal games (which start at 12 and 2 p.m. for the women, and 6 and 8 p.m. for the men) can be seen on the OVC Digital Network. The men's semifinals will be held on Friday, March 7 at 6:30 and 9 p.m. and televised on ESPN2. The championship game on Saturday, March 8 is at 6 p.m. and televised live on ESPN2. The women's semifinals are set for 12 and 2 p.m. on March 7 (ESPN3) and the women's championship game is on March 8 at 1:00 p.m. CT (ESPN3).

This marks the 20th time in 21 years that the tournament has been held in Nashville.

CREDENTIALS. For the fifth year in a row, credentials will be requested through an online system. That information will be available in January. **The deadline to request credentials is MONDAY, MARCH 3 at 3 p.m.** No credentials will be mailed; they can be picked up at Media Will-Call, located at the back entrance of the arena (at the intersection of 5th Ave. North and Gay Street).



was one of 25 players named to the 2013-14 Lefty Driesell Defensive All-America Team by CollegeInsider.com. The Lefty Driesell award is named in honor of coaching legend Lefty Driesell, who is the only person to ever win 100 games at four different Division I schools. He is best known for his time at Maryland, leading the program to the National Invitational Tournament title in 1972 and its second-ever ACC Tournament Championship in 1984. He finished his career at Maryland with a 348-159 record and concluded his career with an impressive 786-394 mark. Walden helped the Colonels capture the OVC Tournament championship and earn the program's eighth NCAA Tournament bid and was named OVC Defensive Player of the Year. Louisiana Lafayette's Elfrid Payton was named the Lefty Driesell National Defensive Player of the Year.

Payne Named to Kyle Macy Freshman All-American Team: Murray State's **Cameron Payne** was one of 25 players nationally named to the 2013-14 Kyle Macy Freshmen All-America team as presented by CollegeInsider.com. For being on the team Payne was also a finalist for the 2014 Kyle Macy National Freshman of the Year Award (the award went to Duke's Jabari Parker). The Kyle Macy award is presented annually to the top freshman in Division I college basketball. The 1975 Indiana "Mr. Basketball" played his freshman season at Purdue University. Macy averaged 13.8 points a game as a freshman, while leading the Boilermakers in free throws, shooting .859 percent from the line on the season. Payne, the OVC Freshman of the Year, led Murray State in scoring during the year and the Championship of the CollegeInsider.com Postseason Tournament (CIT). Payne averaged 16.8 points, 5.4 assists, 3.6 rebounds and 1.7 steals/game while hitting 40.4 percent from the field.

NCAA Stat Leaders: In the final set of NCAA statistical leaders Southeast Missouri ranked second nationally in field goal percentage (49.9%), sixth in scoring (82.9 points/game) and seventh in assists/game (16.7). Belmont ranked third in field goal percentage (49.8%) and eighth in 3-pointers made/game (9.0). Eastern Kentucky ranked second in turnover margin (+6.3/game), fifth in 3-pointers made/game (9.3) and sixth in steals (8.8/game). Morehead State ranked fifth in rebound margin (+8.0/game). Individually Tennessee's Patrick Miller ranked fifth nationally in scoring (23.7 points/game) and ninth in minutes played (37:44). Murray State's Jarvis Williams led the nation in field goal percentage (64.8%) while Morehead State's Chad Posthumus was fourth in rebounding (10.9/game). Eastern Kentucky's Glenn Cooney was seventh in 3-pointers made/game (3.38).

Nutt Finishes Career Sixth in OVC Career Assists: Southeast Missouri senior guard **Lucas Nutt** finished his career ranked sixth in OVC career assists with 597 helpers in his career.

Wins Over Top 25 Teams By OVC Teams: Belmont's win over No. 11 North Carolina on Nov. 17 was the first for an OVC team in non-conference play since Murray State (ranked No. 14 at the time) beat No. 16 Saint Mary's at home on Feb. 18, 2012. It was the first road victory over a Top 25 team since the Racers topped No. 20 Memphis 76-72 on Dec. 11, 2011. The last time an OVC team beat an opponent ranked 11th or higher was in 1987 when Austin Peay bested No. 11 Illinois in the NCAA Tournament. Here is a look at some recent OVC wins over Top 25 opponents.

Belmont 83, #11 North Carolina 80 (Nov. 17, 2013)
 #14 Murray State 65, #16 Saint Mary's 51 (Feb. 18, 2012)
 Murray State 76, #20 Memphis 72 (Dec. 11, 2011)
 Morehead State 61, #14 Louisville 61 (March 17, 2011) (NCAA Tournament)
 Murray State 66, #21 Vanderbilt 65 (March 18, 2010) (NCAA Tournament)
 Murray State, #12 Arkansas (Dec. 25, 1997)
 Tennessee Tech, No. 15 Southern Miss (Dec. 6, 1990)
 Middle Tennessee 97, #16 Florida State 83 (March 16, 1989) (NCAA Tournament)
 Murray State 78, #14 North Carolina State 75 (March 18, 1988) (NCAA Tournament)
 Austin Peay 68, #11 Illinois 67 (March 12, 1987) (NCAA Tournament)

CollegeInsider.com Mid-Major Poll: In the final CollegeInsider.com Mid-Major Poll, Belmont finished the year ranked eighth, Eastern Kentucky was 19th and Murray State broke into the poll for the first time this season, finishing at 25th. Wichita State picked up 31 first-place votes to be ranked No. 1. Now in its 15th season, the Mid-Major poll is made up of team's from the following conferences: America East, Atlantic Sun, Big Sky, Big South, Big West, Colonial, Horizon, Independents, Ivy, Metro Atlantic, Mid-American, Mid-Eastern, Missouri Valley, Northeast, Ohio Valley, Patriot, Southern, Southland, Southwestern, Summit, Sun Belt, WAC and West Coast. It is voted upon by coaches from those conferences, with one coach per conference casting a vote (Eastern Kentucky's Jeff Neubauer is the OVC representative).

Byrd and Neubauer Named Finalists For Hugh Durham Award: Belmont's Rick Byrd and Eastern Kentucky's Jeff Neubauer were two of the 15 finalists for the 2014 Hugh Durham Award, which is presented annually by CollegeInsider.com to the nation's top mid-major coach. The award is named in honor of Hugh Durham who had retired at the end of the 2004-05 season. Durham is one of just 12 coaches to have led two different programs to the NCAA Final Four (Florida State in 1972 and Georgia in 1983). He is the only coach among that group to have led both schools to their lone Final Four appearance. The award went to IPFW's Tony Jasick.

Kelly Nets 40 Points, 1 of 5 40-Plus Point Efforts by an OVC Player In Last Decade: When Morehead State senior **Drew Kelly** scored 40 points on Dec. 19 against South Dakota, it was one of just five 40-plus point efforts by an OVC player over the last decade (back through the 2004-05 season). It was the most points by a Morehead State player since Ricky Minard scored 43 in the 2002-03 season. Below is a listing of 40-plus point games over the last 10 years.

50 - Kevin Murphy, Tennessee Tech vs. SIUE (1/30/12)
 43 - Derek Wright, Austin Peay at Southeast Missouri (1/29/08)
 42 - Lester Hudson, UT Martin vs. Tennessee Tech (3/03/09)
 41 - Lester Hudson, UT Martin at Central Arkansas (12/31/08)
 40 - Drew Kelly, Morehead State vs. South Dakota (12/19/13)

Cosey Ties OVC Single-Game 3-Pointers Made Record: Eastern Kentucky senior **Glenn Cosey** tied the OVC single-game record for 3-pointers made against Eastern Illinois on January 2. Cosey made 10-of-12 3-point attempts on his way to 34 points. The 10 made 3-pointers tied the record also held by EIU's Marc Polite (set in the 1999-00 season against Arkansas State). The 10 made 3-pointers were the second most by a Division I player this season (Georgia State's R.J. Hunter had 12 on Dec. 22).

Eastern Kentucky Ties OVC Single-Game 3-Pointers Made Record: Eastern Kentucky tied the OVC

OVC ACTIVE CAREER LEADERS

POINTS SCORED

1900	Patrick Miller, Tennessee State
1546	Tyler Stone, Southeast Missouri
1523	Mike Liabo, UT Martin
1509	J.J. Mann, Belmont
1267	Brian Williams, Jacksonville State
1264	Myles Taylor, UT Martin
1139	Will Triggs, Austin Peay
1133	Angelo Warner, Morehead State
1077	Glenn Cooney, Eastern Kentucky
1037	Terence Smith, UT Martin
1013	Drew Kelly, Morehead State
1008	Travis Betran, Austin Peay
998	Drew Windler, Belmont

REBOUNDS

768	Tyler Stone, Southeast Missouri
606	M.J. Rhett, Tennessee State
595	Chad Posthumus, Morehead State
593	Will Triggs, Austin Peay
535	J.J. Mann, Belmont
532	Myles Taylor, UT Martin
522	Drew Kelly, Morehead State
519	Nino Johnson, Southeast Missouri
515	Nick Cook, Jacksonville State
497	Chris Horton, Austin Peay
491	Patrick Miller, Tennessee State
490	Blake Jenkins, Belmont
466	Eric Stutz, Eastern Kentucky

ASSISTS

610	Lucas Nutt, Southeast Missouri
520	Patrick Miller, Tennessee State
368	Brian Williams, Jacksonville State
281	Jeremiah Samarrillas, Tennessee Tech
272	J.J. Mann, Belmont
256	Reece Chamberlain, Belmont
247	Mike Liabo, UT Martin
237	Kris Davis, SIUE
235	Terence Smith, UT Martin
235	Glenn Cooney, Eastern Kentucky
221	Angelo Warner, Morehead State

STEALS

208	J.J. Mann, Belmont
196	Patrick Miller, Tennessee State
156	Angelo Warner, Morehead State
137	Brian Williams, Jacksonville State
137	Corey Walden, Eastern Kentucky
99	Darion Rackley, Jacksonville State
98	Marcus Lewis, Eastern Kentucky
97	Jeremiah Samarrillas, Tennessee Tech
94	Lucas Nutt, Southeast Missouri
93	Reece Chamberlain, Belmont
89	Glenn Cooney, Eastern Kentucky
81	Justin Childs, UT Martin
81	Drew Kelly, Morehead State
77	Nick Cook, Jacksonville State

BLOCKED SHOTS

192	Chris Horton, Austin Peay
133	Nick Cook, Jacksonville State
124	Tyler Stone, Southeast Missouri
120	Nino Johnson, Southeast Missouri
95	Michael Green, Tennessee State
75	MJ Rhett, Tennessee State
73	Blake Jenkins, Belmont
68	Will Triggs, Austin Peay
66	Dennis Ogbe, Tennessee Tech
66	Drew Windler, Belmont
65	Keaton Jackson, SIUE
63	Eric Stutz, Eastern Kentucky
62	Myles Taylor, UT Martin
60	Jarvis Williams, Murray State

3-POINTERS MADE

246	Mike Liabo, UT Martin
234	J.J. Mann, Belmont
195	Glenn Cooney, Eastern Kentucky
174	Drew Windler, Belmont
159	Travis Betran, Austin Peay
148	Brian Williams, Jacksonville State
146	Jacquan Nobles, Tennessee State
132	Kris Davis, SIUE
132	Dexter Fields, Murray State
127	Patrick Miller, Tennessee State
118	Lucas Nutt, Southeast Missouri
111	Angelo Warner, Morehead State
106	Jeremiah Samarrillas, Tennessee Tech
101	Terence Smith, UT Martin
84	Darion Rackley, Jacksonville State
80	Corey Walden, Eastern Kentucky

single-game record for 3-pointers made in a game with 20 against Warren Wilson College on Nov. 13. The Colonels were 20-of-39 (51.3%) from 3-point range in the 114-45 victory and tied the record set by Southeast Missouri State a season ago.

Belmont Wins OVC Team Sportsmanship Award: Belmont was named the winner of the 2013-14 Team Sportsmanship Awards for men's basketball. Voted on by the student-athletes and coaches of the respective sports, the team awards are bestowed upon the Conference squads deemed to have best exhibited the standards of sportsmanship and ethical behavior as outlined by the OVC and NCAA. Included in the areas for evaluation are the conduct of student-athletes, coaches, staff and administrators and fans. Implemented in August 2005, the team honors are the most recent addition to an awards program that recognizes and celebrates sportsmanship within the Conference. In 1998, the league established the Steve Hamilton Sportsmanship Award, presented annually to a male or female student-athlete of junior or senior status who best exemplifies the characteristics of the late Morehead State student-athlete, coach and administrator. Five years later, the Conference added the OVC Sportsmanship Award, presented annually to the member institution selected by its peers to have best exhibited the standards of sportsmanship and ethical behavior as outlined by the OVC and NCAA.

Mann Named National Player of the Week by CBSSports.com NBCSports.com (Nov. 18): Belmont senior **J.J. Mann** was named National Player of the Week by both CBSSports.com and NBCSports.com after leading the Bruins to a 83-80 victory over No. 11 North Carolina on Nov. 17. Mann scored a career-high 28 points, including three 3-pointers in the final 1:02 as Belmont topped its first Top 25 team since December 2003. Mann scored 11 of Belmont's final 13 points as the team overcame an eight-point deficit with 2:37 to play. He also scored 23 points in a come-from-behind victory over Indiana State earlier in the week. For the week Mann averaged 18.3 points, 7.0 rebounds, 2.0 assists and 1.7 steals/game.

Two OVC Players Named CoSIDA Academic All-Americans: A pair of OVC men's basketball players - Belmont senior **J.J. Mann** and Tennessee Tech senior **Dennis Ogbe** - have been named Capital One Division I Academic All-Americans, as selected by the College Sports Information Directors of America (CoSIDA). Mann was a first-team selection (of our five nationally) while Ogbe was a second-team pick. Overall the OVC has had 223 student-athletes earn Academic All-America honors since 1970; the duo are the fifth and sixth to earn the honor this academic year (2013-14). There have been nine OVC men's basketball players named Academic All-America all-time; the pair are the first OVC men's basketball players selected since 2006. Mann is only the second OVC men's basketball student-athlete to earn first-team honors (joining Southeast Missouri's Derek Winans in 2005). To be eligible for Academic All-America® consideration, a student-athlete must be a varsity starter or key reserve, maintain a cumulative G.P.A. of 3.30 on a scale of 4.00, have reached sophomore athletic and academic standings at his/her current institution and be nominated by his/her sports information director. Since the program's inception in 1952, CoSIDA has bestowed Academic All-America honors on more than 20,000 student-athletes in Divisions I, II, III and NAIA, covering all NCAA championship sports. Earlier in the year UT Martin senior forward **Terence Smith** was named an Academic All-District selection along with Mann and Ogbe.

Mann Named to I-AAA ADA Men's Basketball Scholar-Athlete Team: Belmont senior **J.J. Mann** was named to the 2013-14 Division I-AAA Athletics Directors Association (DI-AAAADA) Men's Basketball Scholar-Athlete Team. This is the second-straight year Mann has been named to the Division I-AAA Scholar-Athlete Team. Basketball players from all Division I-AAA ADA member institutions are eligible for these prestigious awards. Each of the nominees was required to have a minimum grade point average of 3.20 (on a 4.00 scale) in undergraduate study and have been a starter or important reserve with legitimate athletics credentials. He must have reached junior athletics and academic standing at the nominated institution (true freshmen, red-shirt freshmen and ineligible athletics transfers are not eligible) and have completed at least three academic semesters/five quarters at the nominated institution.

Two OVC Players Named Candidates for Senior CLASS Award: Two OVC men's basketball student-athletes have been named candidates for the 2013-14 Senior CLASS Award. The two players are among 30 male candidates nationally considered for the award (UT Martin's Heather Butler is one of 30 female candidates for the award as well). The OVC selections were Belmont guard **J.J. Mann** and Tennessee Tech forward **Dennis Ogbe**. To be eligible for the award, a student-athlete must be classified as an NCAA Division I senior and have notable achievements in four areas of excellence - community, classroom, character and competition. An acronym for Celebrating Loyalty and Achievement for Staying in School®, the Senior CLASS Award focuses on the total student-athlete and encourages students to use their platform in athletics to make a positive impact as leaders in their communities. The Senior CLASS Award winners will be announced during the 2014 NCAA Men's Final Four® and NCAA Women's Final Four®. Each of the 30 candidate classes will be narrowed to 10 finalists midway through the regular season, and those 10 names will be placed on the official ballot. Ballots will be distributed through a nationwide voting system to media, coaches and fans, who will select one male candidate and one female candidate who best exemplify excellence in the four Cs of community, classroom, character and competition.

Two OVC Players Announced as Nominees for Allstate NABC Good Works Team: Eastern Kentucky's **Deverin Muff** and Tennessee State's **Patrick Miller** have been announced as nominees for the Allstate NABC Good Works Team. The award recognizes a select group of college basketball student-athletes who have made significant contributions to the greater good of their communities through volunteerism and civic service. The pair are two of 117 men's nominees from which two 10-member teams will be selected later this year.

OVC Enters Season Having Won a Game in Four of Past Five NCAA Tournaments: Despite not winning a game in the 2013 NCAA Tournament, the OVC has won a NCAA Tournament game in four of the past five years. The four-year winning streak came to an end last season, as the OVC had been one of just nine conferences (3 non-BCS) to win a game from 2009-12.

Loos is All-Time Winningest Coach in OVC History; Byrd Ranks 8th Among Active NCAA Coaches: With a 68-66 victory at Ohio on Dec. 9, 2009, Austin Peay head coach **Dave Loos** recorded his 320th career victory while in the OVC, a mark that ranks first all-time. Loos passed Cal Luther (319 wins at Murray State and UT Martin) for the all-time mark. Loos, the Dean of OVC coaches, is now in his 24th year at Austin Peay. Loos now has 383 victories in his tenure at Austin Peay and 465 for his career (which ranks him 28th among Division I head coaches). Belmont head coach **Rick Byrd** (who is in his second year in the OVC) has 689 career victories, which ranks eighth among active Division I head coaches (who passed John Wooden's 669 wins on the all-time list this season). Loos and Byrd are two of just seven active Division I coaches to have

OVC CAREER RECORD BOOK WATCH

CAREER ASSISTS

1. Bruce Jones, ECU (1977-81)	699
2. Van Usher, TTU (1989-92)	690
3. Norman Jackson, APSU (1974-78)	637
4. Matt Witt, ECU (2002-06)	630
5. John DeCamillis, ECU (1982-86)	626
6. Lucas Nutt, SEMO (2010-present)	610
7. Colby Pierce, APSU (1993-97)	593
8. Anthony Avery, TTU (1985-89)	591
9. Walker Russell, JSU (2003-06)	590
10. Don Mann, MUR (1985-89)	531

CAREER BLOCKS

1. Lorenzo Coleman, TTU (1993-97)	439
2. Josh Lewis, APSU (2000-03)	257
3. Kenneth Faried, MOR (2007-11)	241
4. Bob McCann, MOR (1984-87)	223
5. Ricky Tunstall, YSU (1982-84)	221
6. Chris Horton, APSU (2012-present)	192
7. Carlos Rogers, TSU (1992-94)	186
8. Warren Kidd, MTSU (1990-93)	185
9. Daniel Northern, TTU (2006-09)	182
10. Cuthbert Victor, MUR (2000-04)	180

CAREER 3-POINTERS ATTEMPTED

1. Joe Sibbitt, APSU (1994-98)	830
2. Matt Witt, ECU (2002-06)	775
3. DeWayne Powell, UTM (1992-96)	763
4. Maze Stallworth, MOR (2006-10)	736
5. Isaiah Canaan, MUR (2009-13)	725
6. Mike Liabo, UTM (2010-present)	723
7. Henry Domercant, EIU (2000-03)	704
Marquis Weddle, UTM (2007-10)	704
9. Marland Smith, SEMO (2009-13)	697
10. Mike Rose, ECU (2005-09)	683

OVC SEASON RECORD BOOK WATCH

SEASON BLOCKS

1. Ricky Tunstall, YSU (1982-83)	138
2. Lorenzo Coleman, TTU (1996-97)	134
3. Lorenzo Coleman, TTU (1994-95)	123
4. Chris Horton, APSU (2012-13)	100
5. Lorenzo Coleman, TTU (1995-96)	97
6. Tony Easley, MUR (2009-10)	95
7. Carlos Rogers, TSU (1992-93)	93
Carlos Rogers, TSU (1993-94)	93
9. Chris Horton, APSU (2013-14)	92
10. Daniel Northern, TTU (2007-08)	90

coached at the same school for 20 or more years (the others are Syracuse's Jim Boeheim, Duke's Mike Krzyzewski, Oakland's Greg Kampe, Coppin State's Fang Mitchell and Davidson's Bob McKillop).

Former OVC Players in the NBA: Entering the 2013-14 season there are four former OVC players on NBA rosters. Former Morehead State All-American **Kenneth Faried** was the No. 22 overall pick in the 2011 NBA Draft and is in his third season with the Denver Nuggets. Faried was a two-time OVC Player of the Year, three-time OVC Defensive Player of the Year and set the NCAA Modern Era (since 1973) Rebounding record during his career. Faried was named to the NBA All-Rookie Team in 2012 and was the MVP of the Rising Stars Game in 2013. The other three players are all rookies this season, including former Murray State All-American **Isaiah Canaan**, former Belmont All-American **Ian Clark** and former Tennessee State standout **Robert Covington**. Canaan and Covington are teammates with the Houston Rockets (Canaan was drafted in the second round while Covington signed a free agent deal) while Clark signed a free agent deal with the Utah Jazz. Covington is currently playing with the Rio Grande Valley Vipers of the NBDL (and was named MVP of the NBDL All-Star Game), making him one of four total OVC players in that league. The others are Jacksonville State's **Nick Murphy** (Tulsa 66ers), TSU's **Kellen Thornton** (Idaho Stampede) and TTU's **Kevin Murphy** (Idaho Stampede).

The 2013-14 Season: The 2013-14 season marks the 66th of competition in the OVC. Over the previous 65 years, 13 different teams have claimed an OVC regular season championship.

Southeast Missouri's Stone Tabbed as Preseason Player of the Year: The 2013-14 All-OVC Preseason Men's Basketball team was headlined by Southeast Missouri State senior **Tyler Stone**, who was named the Preseason Player of the Year. Overall seven different schools were represented on the team with Austin Peay, Eastern Kentucky and Southeast Missouri having two selections apiece while Belmont, Jacksonville State, Tennessee State and UT Martin had one selection each to round out the team. The squad features two players who were All-OVC first or second-team selections last season and three players who were selected to the All-Newcomer squad. The team is comprised of seven seniors and three juniors. Last season Stone ranked eighth in the OVC in scoring (15.5 points/game), fifth in rebounding (7.8/game) and blocked shots (1.3/game) and 12th in field goal percentage (49.2%) while leading Southeast Missouri to a winning overall record and berth in the OVC Tournament quarterfinals. Other selections to the Preseason All-OVC team were Tennessee State's **Patrick Miller**, Austin Peay's **Travis Betran** and **Will Triggs**, Eastern Kentucky's **Glenn Cosey** and **Corey Walden**, Belmont's **J.J. Mann**, Southeast Missouri's **Nino Johnson**, UT Martin's **Myles Taylor** and Jacksonville State's **Brian Williams**.

Eastern Kentucky, Southeast Missouri, Murray State Picked as OVC Preseason Favorites: In a vote of Ohio Valley Conference head men's basketball coaches and sports information directors Eastern Kentucky has been picked the favorites in the East Division while Murray State and Southeast Missouri State were tabbed co-favorites in the West Division in the OVC for 2013-14. Eastern Kentucky picked up 18 of a possible 24 first-place votes (schools were not allowed to vote for themselves) and a total of 128 points to lead all vote getting. The Colonels were followed in the East by defending OVC champion Belmont, who picked up the remaining six first-place votes and 116 total points. The East Division voting was rounded out by Morehead State (74 points), Jacksonville State (72), Tennessee State (60) and Tennessee Tech (42). The top of the West Division was shared by Southeast Missouri and defending West Champions Murray State. The Redhawks received 13 first-place votes while the Racers picked up the remaining 11 to both finish with 117 total points. The West was rounded out by Austin Peay (90 points), UT Martin (66), Eastern Illinois (58) and SIUE (44).

Westwood One Sports to Broadcast OVC Championship Game: For the fifth consecutive season, the 2014 Men's Basketball Championship game will be broadcast by the Westwood One Sports radio network, the largest provider of audio content in America. Westwood One Sports is the largest independent national audio media company in the U.S., delivering compelling, engaging, and fully-integrated audio content to over 8,200+ radio stations and digital media companies. Westwood One's powerful portfolio of iconic media, sports and entertainment brands, combined with some of the most recognized live events in the world, provide strong and unique brand engagement to over 225 million consumers each week.

OVC Digital Network: The OVC launched the OVC Digital Network (OVCDN) in August 2012. The OVCDN is the exclusive home for live web streamed athletic contests involving OVC schools. This marks the eighth year the OVC has streamed live events, but the second year the events will be offered free of charge and in an HD format and will feature improved quality thanks to an investment in new equipment conference-wide. Fans will also find it easier to log onto OVCDigitalNetwork.com and access the streams and can do so without any registration. The events will be available on any computer, tablet or smart phone without needing any special downloads or apps thanks new streaming technology.

2013-14 SUPERLATIVES

Double-Doubles

Jarvis Williams, Murray State (14)

14 points, 14 rebounds vs. Brescia (Nov. 12)
10 points, 12 rebounds at Old Dominion (Nov. 15)
25 points, 13 rebounds vs. Bethel (Nov. 19)
10 points, 13 rebounds vs. Lipscomb (Dec. 7)
16 points, 18 rebounds vs. Southeast Missouri (Jan. 2)
20 points, 15 rebounds vs. UT Martin (Jan. 5)
19 points, 11 rebounds at Eastern Kentucky (Jan. 8)
12 points, 15 rebounds vs. Tennessee Tech (Jan. 23)
28 points, 14 rebounds at Austin Peay (Jan. 31)
21 points, 13 rebounds at Belmont (Feb. 6)
16 points, 11 rebounds at Tennessee State (Feb. 8)
19 points, 12 rebounds vs. SIUE (Feb. 13)
25 points, 15 rebounds at Southeast Missouri (March 1)
20 points, 10 rebounds at Missouri State (March 19)

Tyler Stone, Southeast Missouri (14)

22 points, 14 rebounds at IUPUI (Nov. 16)
24 points, 17 rebounds vs. Mid-Continent (Nov. 22)
23 points, 11 rebounds at #14 Memphis (Dec. 21)
15 points, 15 rebounds vs. IUPUI (Dec. 23)
22 points, 11 rebounds at Missouri State (Dec. 29)
16 points, 10 rebounds at Austin Peay (Jan. 4)
23 points, 16 rebounds at Tennessee Tech (Jan. 18)
22 points, 11 rebounds vs. Eastern Illinois (Jan. 25)
22 points, 10 rebounds vs. UMKC (Jan. 29)
21 points, 16 rebounds vs. UT Martin (Feb. 12)
12 points, 11 rebounds at UT Martin (Feb. 22)
20 points, 11 rebounds vs. Austin Peay (Feb. 27)
17 points, 14 rebounds vs. Murray State (March 1)
27 points, 11 rebounds vs. Eastern Illinois (March 5)

M.J. Rhett, Tennessee State (14)

11 points, 12 rebounds at Hawaii (Nov. 8)
16 points, 11 rebounds at #16 Wichita State (Nov. 16)
11 points, 11 rebounds at USC Upstate (Nov. 30)
11 points, 14 rebounds vs. Alabama A&M (Dec. 3)
17 points, 12 rebounds at Drexel (Dec. 7)
14 points, 18 rebounds vs. Fisk (Dec. 15)
10 points, 10 rebounds vs. Tennessee Tech (Jan. 2)
10 points, 12 rebounds vs. Middle Tennessee (Jan. 7)
13 points, 10 rebounds at Southeast Missouri (Jan. 11)
12 points, 10 rebounds at Jacksonville State (Jan. 16)
20 points, 10 rebounds vs. Austin Peay (Feb. 6)
10 points, 10 rebounds vs. Murray State (Feb. 8)
10 points, 19 rebounds at Belmont (Feb. 13)
16 points, 11 rebounds vs. SIUE (Feb. 20)

Chris Horton, Austin Peay (13)

10 points, 17 rebounds vs. Oakland City (Nov. 8)
15 points, 10 rebounds vs. CS Northridge (Nov. 22)
17 points, 10 rebounds at Youngstown State (Nov. 30)
11 points, 10 rebounds at Samford (Dec. 7)
21 points, 11 rebounds vs. Liberty (Dec. 14)
16 points, 10 rebounds at Vanderbilt (Dec. 17)
16 points, 12 rebounds vs. UT Martin (Jan. 2)
21 points, 12 rebounds vs. Southeast Missouri (Jan. 4)
20 points, 11 rebounds at SIUE (Jan. 16)
13 points, 11 rebounds at Eastern Illinois (Jan. 18)
18 points, 12 rebounds at Belmont (Feb. 8)
10 points, 10 rebounds vs. SIUE (Feb. 15)
20 points, 16 rebounds at UT Martin (March 1)

Chad Posthumus, Morehead State (10)

12 points, 12 rebounds at Xavier (Nov. 15)
14 points, 15 rebounds vs. Marshall (Nov. 17)
21 points, 18 rebounds at #22 UCLA (Nov. 22)
10 points, 16 rebounds at Nevada (Nov. 24)
13 points, 12 rebounds vs. Wright State (Dec. 2)
16 points, 15 rebounds at Southern Miss (Dec. 4)
14 points, 10 rebounds vs. South Dakota (Dec. 19)
17 points, 20 rebounds vs. Asbury (Dec. 30)
19 points, 14 rebounds at Eastern Illinois (Jan. 4)
17 points, 17 rebounds vs. Austin Peay (Feb. 19)

Sherman Blanford, Eastern Illinois (9)

18 points, 10 rebounds vs. Indiana State (Dec. 7)
15 points, 11 rebounds at Wright State (Dec. 19)
17 points, 14 rebounds vs. Murray State (Jan. 16)
15 points, 13 rebounds at UT Martin (Jan. 23)
24 points, 13 rebounds vs. SIUE (Feb. 1)
32 points, 18 rebounds at Austin Peay (Feb. 13)
15 points, 10 rebounds at Belmont (Feb. 20)
13 points, 11 rebounds vs. Chicago State (Feb. 24)
13 points, 14 rebounds at SIUE (March 1)

Jarekious Bradley, Southeast Missouri (6)

22 points, 12 rebounds at Saint Louis (Nov. 8)
20 points, 10 rebounds at Southeastern Louisiana (Dec. 7)
27 points, 10 rebounds vs. IUPUI (Dec. 23)
26 points, 10 rebounds at Missouri State (Dec. 29)
13 points, 10 rebounds at Eastern Illinois (Feb. 8)
24 points, 10 rebounds vs. Murray State (March 1)

Lucas Nutt, Southeast Missouri (3)

11 points, 10 assists vs. Tennessee State (Jan. 11)
12 points, 11 assists vs. UMKC (Jan. 29)
10 points, 10 assists at SIUE (Feb. 6)

Myles Taylor, UT Martin (4)

26 points, 11 rebounds vs. Bethel (Nov. 27)
34 points, 11 rebounds vs. Southeastern Louisiana (Dec. 21)
19 points, 14 rebounds at Austin Peay (Jan. 2)
10 points, 13 rebounds vs. Tennessee Tech (Feb. 20)

Jonathan Fairell, Murray State (3)

12 points, 11 rebounds vs. Bethel (Nov. 19)
14 points, 13 rebounds vs. Nebraska-Omaha (March 24)
13 points, 10 rebounds vs. Towson (March 27)

OVC VS. OTHER CONFERENCES

American Athletic	0-3
America East	0-0
ACC	1-4
Atlantic Sun	9-7
Atlantic 10	0-6
Big East	0-1
Big Sky	1-1
Big South	4-1
Big Ten	0-4
Big 12	0-1
Big West	0-3
Colonial	2-1
Conference USA	4-4
Great West	0-0
Horizon	4-7
Independents	0-0
Ivy	1-1
Metro Atlantic Athletic	1-0
Mid-American	1-7
MEAC	2-0
Missouri Valley	6-9
Mountain West	1-2
Non-Division I Teams	22-0
Northeast	1-0
Pac-12	0-3
Patriot	1-0
SEC	0-10
Southern	3-1
Southland	4-1
SWAC	2-3
Summit	6-7
Sun Belt	1-4
West Coast	1-1
Western Athletic	4-6
TOTAL NON-CONFERENCE RECORD	82-98

MID-MAJOR TOP 25

Now in its 15th season, CollegeInsider.com produces a weekly Mid-Major Top 25 poll. The poll includes teams from the following conferences: America East, Atlantic Sun, Big Sky, Big South, Big West, CAA, Horizon, Independents, Ivy, Metro Atlantic, MAC, MEAC, Missouri Valley, NEC, OVC, Patriot, Southern, Southland, SWAC, Summit, Sun Belt and West Coast. The poll is voted on by coaches from the above-mentioned conferences.

COLLEGEINSIDER.COM MID-MAJOR TOP 25 (Final)

No.	Team	Record	Pts.
1.	Wichita State (31)	35-1	775
2.	Stephen F. Austin	32-3	744
3.	North Dakota State	26-7	710
4.	Mercer	27-6	679
5.	Harvard	27-5	654
6.	Gonzaga	29-7	601
7.	Delaware	25-10	547
8.	Belmont	26-10	504
9.	Western Michigan	23-10	470
10.	Toledo	27-7	466
11.	Georgia State	25-9	451
12.	Manhattan	25-8	442
13.	Green Bay	24-7	376
14.	BYU	23-12	371
15.	North Carolina Central	28-6	362
16.	Indiana State	23-11	302
17.	New Mexico State	26-10	252
18.	Iona	22-13	239
19.	Eastern Kentucky	24-10	222
20.	UC Irvine	23-12	148
21.	Louisiana-Lafayette	23-12	108
22.	Saint Mary's	23-12	106
23.	San Francisco	21-12	99
24.	IPFW	25-11	80
25.	Murray State	23-11	79

Others (OVC Only): none

MID-MAJOR POLL WEEK-BY-WEEK

	BEL	BEU	MUR	SEMO	EUU	MOR
Preseason	RV	16	RV	RV	-	-
Nov. 11	RV	RV	-	-	-	-
Nov. 18	5	RV	RV	-	RV	RV
Nov. 25	3	22	-	-	-	RV
Dec. 2	4	22	-	RV	-	-
Dec. 9	4	23	-	RV	-	-
Dec. 16	8	24	-	-	-	-
Dec. 23	21	22	-	-	-	-
Dec. 30	24	19	-	-	-	-
Jan. 6	25	20	-	-	-	RV
Jan. 13	18	24	RV	-	-	-
Jan. 20	23	22	RV	-	-	-
Jan. 27	17	RV	RV	-	-	-
Feb. 3	21	RV	RV	-	-	-
Feb. 10	17	RV	RV	-	-	RV
Feb. 17	16	RV	RV	-	-	RV
Feb. 24	14	RV	RV	-	-	-
Mar. 10	17	22	-	-	-	-
Mar. 17	18	19	-	-	-	-
Final	8	19	25	-	-	-

2013-14 SUPERLATIVES

Marshun Newell, UT Martin (2)

10 points, 11 rebounds vs. Belmont (Jan. 11)
11 points, 10 assists vs. Tennessee State (Jan. 13)

Eric Stutz, Eastern Kentucky (2)

11 points, 11 rebounds vs. Alabama A&M (Nov. 19)
14 points, 11 rebounds at Belmont (Jan. 25)

Kennedy Eubanks, Tennessee State (2)

15 points, 10 rebounds vs. Tennessee Tech (Jan. 2)
13 points, 10 rebounds vs. Austin Peay (Feb. 6)

Nino Johnson, Southeast Missouri (3)

10 points, 12 rebounds vs. Tulane (Nov. 30)
14 points, 10 rebounds vs. Jacksonville State (Feb. 20)
10 points, 11 rebounds vs. Eastern Kentucky (March 6)

Jeremiah Samarrippas, Tennessee Tech (2)

20 points, 10 assists at UT Martin (Feb. 20)
16 points, 11 assists vs. SIUE (March 5)

Keenen Anderson, Eastern Illinois (1)

10 points, 11 rebounds vs. Olivet Nazarene (Nov. 13)

Evan Bradds, Belmont (1)

14 points, 10 rebounds vs. Eastern Kentucky (March 8)

Ladon Carter, Tennessee Tech (1)

12 points, 12 rebounds at Lamar (Dec. 15)

Reece Chamberlain, Belmont (1)

13 points, 10 assists vs. Austin Peay (Feb. 8)

Ed Dyson, Austin Peay (1)

24 points, 11 rebounds vs. Eastern Illinois (Feb. 13)

D.J. Felder, Jacksonville State (1)

16 points, 12 rebounds at Auburn (Nov. 19)

Jamal Hunter, Jacksonville State (1)

11 points, 11 rebounds vs. SIUE (Jan. 9)

Drew Kelly, Morehead State (1)

40 points, 12 rebounds vs. South Dakota (Dec. 19)

Ray Lester, SIUE (1)

10 points, 11 rebounds vs. Eastern Illinois (March 1)

J.J. Mann, Belmont (1)

13 points, 10 rebounds at Tennessee Tech (Feb. 1)

Dennis Ogbe, Tennessee Tech (1)

13 points, 10 rebounds vs. Jacksonville State (Feb. 22)

Chris Olivier, Eastern Illinois (1)

14 points, 15 rebounds vs. Tennessee State (Dec. 28)

Cameron Payne, Murray State (1)

12 points, 12 rebounds at Austin Peay (Jan. 31)

Donivine Stewart, SIUE (1)

11 points, 11 assists vs. Southeast Missouri (Feb. 6)

Will Triggs, Austin Peay (1)

17 points, 13 rebounds vs. Tennessee Tech (Jan. 25)

Angelo Warner, Morehead State (1)

25 points, 10 rebounds at East Tennessee State (Nov. 12)

Drew Windler, Belmont (1)

12 points, 10 rebounds vs. Murray State (Feb. 6)

40-Plus Point Games

40..... Drew Kelly, Morehead State vs. South Dakota (Dec. 19)

30-Plus Point Games

38..... Patrick Miller, Tennessee State at Morehead State (Feb. 27)
37..... Patrick Miller, Tennessee State at Southeast Missouri (Jan. 11)
37..... Tyler Stone, Southeast Missouri at SIUE (Feb. 6)
36..... Patrick Miller, Tennessee State vs. Morehead State (Jan. 25)
34..... Myles Taylor, UT Martin vs. Southeastern Louisiana (Dec. 21)
34..... Glenn Cosey, Eastern Kentucky at Eastern Illinois (Jan. 2)
34..... J.J. Mann, Belmont vs. Eastern Kentucky (Jan. 25)
33..... Patrick Miller, Tennessee State vs. Eastern Kentucky (Jan. 23)
33..... Angelo Warner, Morehead State at Eastern Kentucky (Feb. 8)
32..... JJ Mann, Belmont at Middle Tennessee (Dec. 3)
32..... Mike Liabo, UT Martin at Morehead State (Jan. 18)
32..... Jarekious Bradley, Southeast Missouri at Eastern Kentucky (Feb. 1)
32..... Sherman Blanford, Eastern Illinois at Austin Peay (Feb. 13)
32..... Travis Betran, Austin Peay at UT Martin (March 1)
31..... Jeffery Moss, Murray State vs. Tennessee Tech (Jan. 23)
30..... Patrick Miller, Tennessee State vs. New Mexico State (Nov. 9)
30..... Patrick Miller, Tennessee State at Eastern Illinois (Dec. 28)
30..... Jarekious Bradley, Southeast Missouri at Austin Peay (Jan. 4)
30..... Sherman Blanford, Eastern Illinois vs. UT Martin (Feb. 6)

26-Plus Point Games

29..... Patrick Miller, Tennessee State at UT Martin (Jan. 13)
29..... Cameron Payne, Murray State at Belmont (Feb. 6)
29..... Dwan Caldwell, Tennessee Tech at Morehead State (March 1)
29..... Corey Walden, Eastern Kentucky vs. Belmont (March 8)
28..... J.J. Mann, Belmont at #11 North Carolina (Nov. 17)
28..... Patrick Miller, Tennessee State vs. Lipscomb (Nov. 18)
28..... Jarekious Bradley, Southeast Missouri vs. Illinois-Chicago (Dec. 14)
28..... Jarekious Bradley, Southeast Missouri at Morehead State (Jan. 16)
28..... Jarvis Williams, Murray State at Austin Peay (Jan. 31)
28..... J.J. Mann, Belmont vs. Austin Peay (Feb. 8)
28..... Tyler Stone, Southeast Missouri vs. Jacksonville State (Feb. 20)
28..... Travis Betran, Austin Peay at Southeast Missouri (Feb. 27)
27..... Darion Rackley, Jacksonville State vs. Dalton State (Nov. 22)
27..... Mike Liabo, UT Martin vs. Lipscomb (Nov. 25)
27..... Dennis Ogbe, Tennessee Tech vs. East Tennessee State (Nov. 27)
27..... Jarekious Bradley, Southeast Missouri vs. IUPUI (Dec. 23)
27..... Cameron Payne, Murray State vs. UT Martin (Jan. 5)
27..... Jarekious Bradley, Southeast Missouri vs. Belmont (Jan. 9)
27..... Tyler Stone, Southeast Missouri vs. Tennessee State (Jan. 11)
27..... Reggie Smith, Eastern Illinois vs. Murray State (Jan. 16)
27..... Patrick Miller, Tennessee State at Tennessee Tech (Jan. 30)
27..... Darion Rackley, Jacksonville State at Southeast Missouri (Feb. 20)
27..... Glenn Cosey, Eastern Kentucky at Austin Peay (Feb. 22)
27..... Tyler Stone, Southeast Missouri vs. Eastern Illinois (March 5)
26..... Glenn Cosey, Eastern Kentucky vs. Warren Wilson College (Nov. 13)

2014-15 OVC SIGNEES

Below are lists of players who have signed National Letters of Intent at OVC schools during the early signing period.

AUSTIN PEAY

Domas Budrys, G, 6'4 - Krentinga, Lithuania
Khalil Davis, G, 6'4 - Glandview, Mo. (Lawson State CC)
Assane Diop, F, 6'8 - Dakar, Senegal (Cloud CC)
Chris Porter-Bunton, G, 6'4 - Bowling Green, Ky. (Warren Central)
Josh Robinson, G, 6'3 - St. Louis, Mo. (St. Mary's)

BELMONT

Amanze Egekeze, F, 6'7 - Huntley, Ill. (Hartley)
Mack Mercer, F, 6'9 - Plymouth, Ind. (Plymouth)

EASTERN ILLINOIS

Corvon Butler, G/F, 6'4 - Champaign, Ill. (SW Ill. CC)
Cornell Johnston, G, 5'7 - St. Louis, Mo. (Ladue)

EASTERN KENTUCKY

Daniel Norl, G, 6'2 - Clarksville, Tenn. (Kenwood)

JACKSONVILLE STATE

LaBarrius Hill, F, 6'8 - Parrish, Ala. (Parrish)
Earvin Perroni, F, 6'5, 170 - Paris, France (ABI Sports Acad.)

MOREHEAD STATE

Marquel Willis, F, 6'5 - Orlando, Fla. (Oak Ridge)

MURRAY STATE

Kedrick Flomo, G, 6'5 - Orlando, Fla. (Oak Ridge)
Wayne Langston, F, 6'7 - Upper Marlboro, Md. (McLennan CC)
JayQuan McCloud, F, 6'2 - N. Chicago, Ill. (N. Chicago Comm.)

SOUTHEAST MISSOURI

Aaron Adeoye, F, 6'7 - Marion, Ill. (WKU)
Tyrell "T.J." Thomas, F, 6'7 - Atlanta, Ga. (Tucker)
Marcus Wallace, G, 6'1 - Little Rock, Ark. (Pulaski Academy)
David Williams, F, 6'6 - Jacksonville, Fla. (UNC Greensboro)

SIUE

C.J. Carr, G, 5'7 - Rock Island, Ill. (Rock Island)
Michael Chandler, F, 6'8 - Columbus, Ga. (Hill College)
Jalen Henry, F, 6'8 - Springfield, Ill. (Springfield SE)
Jake Newton, F, 6'6 - Terre Haute, Ind. (Lincoln Trail CC)
Kennan Simmons, F, 6'6 - Michigan City, Ind. (Mich. City)

TENNESSEE STATE

none reported yet

TENNESSEE TECH

Josh Bougher, G, 6'2 - Memphis, Tenn. (Christian Brothers)
Savonte Frazier, G, 6'0 - Lake Wales, Fla. (Lake Wales)

UT MARTIN

Alex Anderson, G, 5'11 - Memphis, Tenn. (Itawamba CC)
CJ Davis, G, 6'2 - Cave Creek, Ariz. (Westwind Prep)
Brandon Hitchman, F, 6'9 - Stratford, England (Westwind Prep)
Twymond Howard, F, 6'6 - Pearl, Miss. (SW Miss. CC)
Arkeem Joseph, C, 6'9 - Brooklyn, N.Y. (Monroe College)
Richard Lee, G, 6'4 - Oakland Park, Fla. (Northeast)
Fatodd Lewis, F, 6'8 - Memphis, Tenn. (Raleigh-Egypt)

2013-14 SUPERLATIVES

26.....Jarekious Bradley, Southeast Missouri at Ball State (Nov. 18)
26.....Myles Taylor, UT Martin vs. Bethel (Nov. 27)
26.....Patrick Miller, Tennessee State vs. Miami (Ohio) (Dec. 21)
26.....Jarekious Bradley, Southeast Missouri at Missouri State (Dec. 29)
26.....Patrick Miller, Tennessee State vs. Murray State (Feb. 8)
26.....Sherman Blanford, Eastern Illinois at Murray State (Feb. 15)
26.....Angelo Warner, Morehead State vs. Austin Peay (Feb. 19)

16-Plus Rebound Games

20.....Chad Posthumus, Morehead State vs. Asbury (Dec. 30)
19.....M.J. Rhett, Tennessee State at Belmont (Feb. 13)
18.....Chad Posthumus, Morehead State at #22 UCLA (Nov. 22)
18.....M.J. Rhett, Tennessee State vs. Fisk (Dec. 15)
18.....Jarvis Williams, Murray State vs. Southeast Missouri (Jan. 2)
18.....Sherman Blanford, Eastern Illinois at Austin Peay (Feb. 13)
17.....Chris Horton, Austin Peay vs. Oakland City (Nov. 9)
17.....Tyler Stone, Southeast Missouri vs. Mid-Continent (Nov. 22)
17.....Chad Posthumus, Morehead State vs. Austin Peay (Feb. 19)
16.....Chad Posthumus, Morehead State at Northern Kentucky (Nov. 19)
16.....Chad Posthumus, Morehead State at Nevada (Nov. 24)
16.....Jarvis Williams, Murray State vs. Evansville (Dec. 4)
16.....Chad Posthumus, Morehead State vs. Southeast Missouri (Jan. 16)
16.....Tyler Stone, Southeast Missouri at Tennessee Tech (Jan. 18)
16.....Tyler Stone, Southeast Missouri vs. UT Martin (Feb. 12)
16.....Chris Horton, Austin Peay at UT Martin (March 1)

10-Plus Assist Games

16.....Kareem Storey, Morehead State vs. South Dakota (Dec. 19)
15.....Kareem Storey, Morehead State vs. Mid-Continent (Nov. 9)
12.....Damarius Smith, Austin Peay vs. Liberty (Dec. 14)
12.....Damarius Smith, Austin Peay vs. Dalton State (Dec. 30)
12.....Cameron Payne, Murray State at Austin Peay (Jan. 31)
11.....Lucas Nutt, Southeast Missouri vs. UMKC (Jan. 29)
11.....Donivine Stewart, SIUE vs. Southeast Missouri (Feb. 6)
11.....Reece Chamberlain, Belmont vs. Eastern Illinois (Feb. 20)
11.....Jeremiah Samarrippas, Tennessee Tech vs. SIUE (March 5)
10.....Lucas Nutt, Southeast Missouri vs. Mid-Continent (Nov. 22)
10.....Damarius Smith, Austin Peay at Youngstown State (Nov. 30)
10.....Damarius Smith, Austin Peay vs. Southeast Missouri (Jan. 4)
10.....Lucas Nutt, Southeast Missouri vs. Tennessee State (Jan. 11)
10.....Marshun Newell, UT Martin vs. Tennessee State (Jan. 13)
10.....Lucas Nutt, Southeast Missouri at SIUE (Feb. 6)
10.....Reece Chamberlain, Belmont vs. Austin Peay (Feb. 8)
10.....Jeremiah Samarrippas, Tennessee Tech at UT Martin (Feb. 20)
10.....Lucas Nutt, Southeast Missouri vs. Eastern Illinois (March 5)

5-Plus Steal Games

6.....Corey Walden, Eastern Kentucky at Morehead State (Jan. 11)
6.....Donivine Stewart, SIUE at Eastern Illinois (Feb. 1)
6.....Corey Walden, Eastern Kentucky vs. Murray State (March 7)
5.....Angelo Warner, Morehead State vs. Mid-Continent (Nov. 9)
5.....Darrian Gray, Southeast Missouri at IUPUI (Nov. 16)
5.....JJ Mann, Belmont vs. Hofstra (Nov. 24)
5.....Brent Arrington, Morehead State vs. South Dakota (Dec. 19)
5.....Brent Arrington, Morehead State at Tennessee (Dec. 23)
5.....Marcus Lewis, Eastern Kentucky at Eastern Illinois (Jan. 2)
5.....Jeremiah Samarrippas, Tennessee Tech vs. Southeast Missouri (Jan. 18)
5.....Brent Arrington, Morehead State vs. UT Martin (Jan. 18)
5.....Cameron Payne, Murray State vs. Towson (March 27)

5-Plus Block Games

8.....Chris Horton, Austin Peay vs. UT Martin (Jan. 2)
7.....Chris Horton, Austin Peay vs. Southern Illinois (Nov. 19)
7.....Myles Taylor, UT Martin vs. Jackson State (Nov. 22)
7.....Jamal Hunter, Jacksonville State vs. SIUE (Jan. 9)
6.....Chris Horton, Austin Peay vs. Murray State (Jan. 31)
6.....Keaton Jackson, SIUE vs. UT Martin (Feb. 8)
5.....Chris Horton, Austin Peay at #13 Memphis (Nov. 14)
5.....Kennedy Eubanks, Tennessee State vs. Middle Tennessee (Jan. 7)
5.....Chris Horton, Austin Peay vs. Jacksonville State (Jan. 23)
5.....Greg Dotson, Morehead State at Belmont (Jan. 23)
5.....Keaton Jackson, SIUE vs. Crowley's Ridge (Jan. 29)
5.....Jamal Hunter, Jacksonville State at Morehead State (Feb. 1)
5.....Chris Horton, Austin Peay at Tennessee State (Feb. 6)
5.....Tyler Stone, Southeast Missouri at Eastern Illinois (Feb. 8)
5.....Keaton Jackson, SIUE at Austin Peay (Feb. 15)
5.....Chris Horton, Austin Peay at Morehead State (Feb. 19)
5.....Chris Olivier, Eastern Illinois at Belmont (Feb. 20)
5.....Jarvis Williams, Murray State vs. Nebraska-Omaha (March 24)
5.....Jonathan Fairell, Murray State vs. Yale (4/3/14)
5.....Jarvis Williams, Murray State vs. Yale (4/3/14)

6-Plus 3-Pointers Made

10.....Glenn Cosey, Eastern Kentucky at Eastern Illinois (Jan. 2)
8.....Drew Kelly, Morehead State vs. South Dakota (Dec. 19)
8.....Glenn Cosey, Eastern Kentucky at Austin Peay (Feb. 22)
7.....Mike Liabo, UT Martin vs. Lipscomb (Nov. 25)
7.....Cory Arentsen, Austin Peay at East Tennessee State (Dec. 21)
7.....Jeffery Moss, Murray State vs. Tennessee Tech (Jan. 23)
6.....Glenn Cosey, Eastern Kentucky vs. Warren Wilson College (Nov. 13)
6.....Jacquan Nobles, Tennessee State at Auburn (Nov. 26)
6.....Glenn Cosey, Eastern Kentucky at VCU (Dec. 7)
6.....Mike Liabo, UT Martin vs. Presbyterian (Dec. 16)
6.....Travis Betran, Austin Peay vs. Dalton State (Dec. 30)
6.....Jarekious Bradley, Southeast Missouri at Austin Peay (Jan. 4)
6.....Cameron Payne, Murray State vs. UT Martin (Jan. 5)
6.....Mike Liabo, UT Martin at Morehead State (Jan. 18)
6.....Glenn Cosey, Eastern Kentucky at Tennessee State (Jan. 23)
6.....Glenn Cosey, Eastern Kentucky at Belmont (Jan. 25)

OVC PLAYERS AMONG NCAA STATISTICAL LEADERS

The below list contains any Ohio Valley Conference players ranked in the Top 100 of the NCAA Division I national leaders. **Rankings are through the end of the season.**

TEAM LEADERS								
SCORING OFFENSE			61.	Southeast Missouri	7.1	DOUBLE-DOUBLES		
6.	Southeast Missouri	82.9	88.	Belmont	6.9	18.	M.J. Rhett, TSU	14
18.	Belmont	79.9	90.	Austin Peay	6.9	18.	Tyler Stone, SEMO	14
25.	Eastern Kentucky	78.7	95.	SIUE	6.8	18.	Jarvis Williams, MUR	14
31.	Murray State	77.9	TURNOVERS/GAME			27.	Chris Horton, APSU	13
44.	Morehead State	76.6	38.	Eastern Kentucky	10.6	50.	Chad Posthumus, MOR	10
46.	Austin Peay	76.2	77.	Jacksonville State	11.3	71.	Sherman Blanford, EIU	9
76.	UT Martin	74.3	TURNOVER MARGIN			MINUTES PER GAME		
SCORING DEFENSE			2.	Eastern Kentucky	+6.3	9.	Patrick Miller, TSU	37:44
none			32.	UT Martin	+2.5	45.	Glenn Cooney, ECU	36:14
SCORING MARGIN			76.	Belmont	+1.5	86.	J.J. Mann, BEL	35:05
46.	Eastern Kentucky	+7.8	PERSONAL FOULS/GAME			INDIVIDUAL SINGLE-GAME HIGHS		
66.	Belmont	+6.0	50.	Austin Peay	17.2	POINTS		
68.	Murray State	+5.9	INDIVIDUAL LEADERS			18.	Drew Kelly, MOR	40
92.	Southeast Missouri	+4.4	POINTS/GAME			FIELD GOAL PERCENTAGE		
FIELD GOAL PERCENTAGE			5.	Patrick Miller, TSU	23.7	1.	Josh Langford, SEMO	100% (10-10)
2.	Southeast Missouri	49.9%	36.	Tyler Stone, SEMO	19.3	17.	Evan Bradds, BEL	90.9% (10-11)
3.	Belmont	49.8%	47.	Jarekious Bradley, SEMO	19.0	FREE THROW PERCENTAGE		
12.	Austin Peay	48.8%	57.	Glenn Cooney, ECU	18.7	1.	Dwan Caldwell, TTU	100% (15-15)
16.	Eastern Kentucky	48.7%	73.	J.J. Mann, BEL	18.3		Jeffery Moss, MUR	100% (14-14)
27.	Murray State	47.5%	FIELD GOAL PERCENTAGE				Kareem Storey, MOR	100% (12-12)
41.	SIUE	47.0%	1.	Jarvis Williams, MUR	64.8%		Corey Walden, ECU	100% (12-12)
FIELD GOAL PERCENTAGE DEFENSE			11.	Chris Horton, APSU	59.5%		Glenn Cooney, ECU	100% (11-11)
none			41.	Tyler Stone, SEMO	54.4%		Glenn Cooney, ECU	100% (10-10)
3-POINT FIELD GOALS PER GAME			65.	Sherman Blanford, EIU	51.8%		Marshun Newell, UTM	100% (10-10)
5.	Eastern Kentucky	9.3	75.	Myles Taylor, UTM	50.9%		Angelo Warner, MOR	100% (10-10)
8.	Belmont	9.0	81.	Craig Bradshaw, BEL	50.5%	3-POINTERS MADE		
63.	Murray State	7.4	91.	Jarekious Bradley, SEMO	49.8%	4.	Glenn Cooney, ECU	10
80.	SIUE	7.2	3-POINTERS MADE/GAME			3-POINT PERCENTAGE		
96.	UT Martin	7.0	7.	Glenn Cooney, ECU	3.38	19.	Glenn Cooney, ECU	83.3% (10-12)
3-POINT PERCENTAGE			66.	Travis Betran, APSU	2.50	REBOUNDS		
17.	Belmont	39.2%	78.	J.J. Mann, BEL	2.47	11.	Chad Posthumus, MOR	20
23.	Eastern Kentucky	39.0%	3-POINT PERCENTAGE			19.	M.J. Rhett, TSU	19
49.	SIUE	37.8%	19.	Glenn Cooney, ECU	42.6%	ASSISTS		
55.	Murray State	37.6%	69.	Travis Betran, APSU	35.4%	2.	Kareem Storey, MOR	16
98.	Southeast Missouri	35.9%	FREE THROW PERCENTAGE			3.	Kareem Storey, MOR	15
3-POINT PERCENTAGE DEFENSE			22.	Travis Betran, APSU	87.7%	TEAM SINGLE-GAME HIGHS		
68.	Murray State	32.2%	33.	J.J. Mann, BEL	87.1%	POINTS		
FREE THROW PERCENTAGE			76.	Glenn Cooney, ECU	84.1%	13.	Morehead State	120
15.	Eastern Kentucky	75.2%	95.	Corey Walden, ECU	83.2%	17.	Southeast Missouri	118
41.	Belmont	73.9%	REBOUNDS/GAME			FIELD GOAL PERCENTAGE		
75.	UT Martin	72.5%	4.	Chad Posthumus, MOR	10.9	1.	Morehead State	72.3% (34-47)
REBOUND MARGIN			17.	Jarvis Williams, MUR	9.9	10.	Austin Peay	69.8% (37-53)
5.	Morehead State	+8.0	25.	Chris Horton, APSU	9.5	FREE THROWS MADE		
51.	Southeast Missouri	+4.0	36.	Tyler Stone, SEMO	9.5	10.	Morehead State	40
82.	Tennessee Tech	+3.1	96.	Sherman Blanford, EIU	8.0	25.	Eastern Illinois	37
ASSISTS/GAME			ASSISTS/GAME			3-POINTERS MADE		
7.	Southeast Missouri	16.7	16.	Lucas Nutt, SEMO	6.0	2.	Eastern Kentucky	20
14.	Belmont	15.9	27.	Damarius Smith, APSU	5.6	11.	Belmont	17
47.	Austin Peay	14.8	31.	Reece Chamberlain, BEL	5.5		Morehead State	17
51.	Eastern Kentucky	14.6	33.	Cameron Payne, MUR	5.4		Southeast Missouri	17
78.	SIUE	14.0	50.	Kareem Storey, MOR	5.1		Eastern Kentucky	17
90.	UT Martin	13.7	63.	Jeremiah Samarrillas, TTU	4.8	ASSISTS		
ASSIST-TO-TURNOVER RATIO			89.	Donivine Stewart, SIUE	4.5	1.	Eastern Kentucky	34
25.	Eastern Kentucky	1.39	BLOCKED SHOTS/GAME			5.	Morehead State	32
53.	Southeast Missouri	1.27	12.	Chris Horton, APSU	3.07	10.	Belmont	30
64.	Belmont	1.23	58.	Keaton Jackson, SIUE	2.10	15.	Morehead State	29
89.	UT Martin	1.18	88.	Jarvis Williams, MUR	1.76	BLOCKS		
BLOCKED SHOTS/GAME			STEALS/GAME			15.	Austin Peay	13
30.	Austin Peay	5.2	18.	Corey Walden, ECU	2.24	STEALS		
50.	Eastern Illinois	4.8	25.	J.J. Mann, BEL	2.14	1.	Eastern Kentucky	24
65.	Tennessee Tech	4.6	41.	Angelo Warner, MOR	1.97	5.	Tennessee Tech	20 (2 times)
87.	Murray State	4.4	44.	Brent Arrington, MOR	1.94	12.	Eastern Kentucky	19
99.	Southeast Missouri	4.3	89.	Cameron Payne, MUR	1.68	REBOUNDS		
STEALS/GAME			ASSIST-TO-TURNOVER RATIO			7.	Morehead State	66
6.	Eastern Kentucky	8.8	23.	Lucas Nutt, SEMO	2.69			
18.	Morehead State	8.0	66.	Glenn Cooney, ECU	2.25			
39.	UT Martin	7.5	67.	Donivine Stewart, SIUE	2.24			
44.	Tennessee Tech	7.4	81.	Brian Williams, JSU	2.15			
			96.	Reece Chamberlain, BEL	2.07			

OVC COACHING RECORDS

Coach, School

Dave Loos, Austin Peay
Rick Byrd, Belmont
Jay Spoonhour, Eastern Illinois
Jeff Neubauer, Eastern Kentucky
James Green, Jacksonville State
Sean Woods, Morehead State
Steve Prohm, Murray State
Dickey Nutt, Southeast Missouri
Lennox Forrester, SIUE**
Travis Williams, Tennessee State
Steve Payne, Tennessee Tech
Jason James, UT Martin

OVC-Only Games

Yrs.	W	L	Pct.
24	241	163	.597
2	28	4	.875
2	13	19	.406
9	94	68	.580
6	34	67	.337
2	18	14	.563
3	38	10	.792
5	34	50	.405
3	18	30	.375
2	15	17	.469
3	23	25	.479
5	15	69	.179

All Games*

W	L	Pct.
383	351	.522
52	17	.754
22	40	.355
167	122	.578
68	111	.380
34	32	.515
75	23	.765
67	91	.424
30	55	.353
23	40	.365
48	47	.505
37	117	.240

Overall Career Record

Yrs.	W	L	Pct.
28	465	404	.535
33	689	356	.754
6	128	73	.637
9	167	122	.578
17	235	271	.464
6	84	112	.429
3	75	23	.765
18	256	278	.479
7	70	130	.350
5	65	85	.433
3	48	47	.505
5	37	117	.240

*Indicates overall record while at current OVC school in years school has been a member of the OVC.

**SIUE joined the OVC in 2008, but did not start playing an OVC schedule until 2011-12.

TEAM SNAPSHOTS



AUSTIN PEAY GOVERNORS (12-18, 6-10)

Home: 8-6, Away: 3-11, Neutral: 1-1

Team Notes

Despite a win on the final day of the regular season Austin Peay failed to make the OVC Tournament field for the second-consecutive season, finishing one game behind Eastern Illinois and SIUE...It marks the first time since 1983 and 1984 (when only four teams made the OVC Tournament field) that the Govs failed to appear in the event in back-to-back years...Senior Travis Betran scored 60 total points the final week of the season to finish his two-year APSU career with 1,008 points, making him the 33rd member of the school's 1,000-Point Club...Betran finished his career with the Austin Peay single-season (87.7%) and career (86.1%) free throw percentage records...Betran finished the season averaging 15.9 points/game in all 30 contests (8th in the league), but that improved to 18.1 points/game in 16 OVC games (which ranked him 6th)...Sophomore Chris Horton finished the season with 92 blocks, which was the ninth-most in OVC single-season history; his 192 career blocks ranks him sixth all-time (after just two seasons)...Horton also had 285 rebounds during the season, the seventh-best in APSU history...Will Triggs ended his career with 50 career double-figure scoring games (in 125 total contests); Triggs scored 1,139 career points, 24th-best in Governors history.

NOVEMBER

4	CENTRAL MISSOURI (exhibition)	W, 78-75	2,104
8	OAKLAND CITY (OVC Digital Network)	W, 84-69	2,105
14	at #13 Memphis (SportSouth/ESPN3)	L, 95-69	15,785
19	SOUTHERN ILLINOIS (OVC Digital Network)	L, 72-70	2,505
21	at Central Michigan ¹	L, 90-75	1,252
22	vs. Cal State Northridge ¹	L, 80-77 (OT)	1,539
23	vs. Montana State ¹	W, 78-72	1,575
30	at Youngstown State	W, 88-86	1,460

DECEMBER

4	EAST TENNESSEE (OVC Digital Network)	L, 80-74	2,273
7	at Samford	L, 85-63	1,096
14	LIBERTY (OVC Digital Network)	W, 77-71	2,022
17	at Vanderbilt (CSS/ESPN3)	L, 58-56	8,422
19	LIPSCOMB (OVC Digital Network)	L, 88-83	2,307
21	at East Tennessee	L, 84-79	2,257
30	DALTON STATE (OVC Digital Network)	W, 93-57	1,886

JANUARY

2	UT MARTIN* (OVC Digital Network)	W, 81-68	2,616
4	SOUTHEAST MISSOURI* (OVC Digital Network)	W, 80-74	3,186
11	at Murray State* (OVC Digital Network)	L, 89-67	5,272
16	at SIUE* (OVC Digital Network)	L, 71-67	1,359
18	at Eastern Illinois* (OVC Digital Network)	L, 67-64	864
23	JACKSONVILLE STATE* (OVC Digital Network)	L, 71-59	2,208
25	TENNESSEE TECH* (CSS)	W, 83-69	3,133
31	MURRAY STATE* (CBS Sports Network)	L, 96-88	4,283

FEBRUARY

6	at Tennessee State* (OVC Digital Network)	W, 75-65	1,528
8	at Belmont* (OVC Digital Network)	L, 93-68	3,702
13	EASTERN ILLINOIS* (OVC Digital Network)	W, 88-83	3,104
15	SIUE* (OVC Digital Network)	L, 83-68	2,840
19	at Morehead State* (OVC Digital Network)	L, 90-88 (2OT)	2,217
22	EASTERN KENTUCKY* (OVC Digital Network)	L, 96-75	3,491
27	at Southeast Missouri* (OVC Digital Network)	L, 83-80	1,796

MARCH

1	at UT Martin* (OVC Digital Network)	W, 88-85	1,887
---	-------------------------------------	----------	-------

¹ Central Michigan Tournament (Mt. Pleasant, Mich.)

* Ohio Valley Conference Game

Home Games in Bold

All Times Central and Subject to Change



BELMONT BRUINS (26-10, 14-2)

Home: 13-1, Away: 10-8, Neutral: 3-1

Team Notes

In just its second year in the league Belmont claimed its second-straight OVC Regular Season Championship, finishing the year with a 14-2 record for the second-straight season...The Bruins topped Morehead State in the OVC Tournament semifinals before losing to Eastern Kentucky by six points in the championship game...Belmont then earned an automatic bid to the NIT, marking its second all-time appearance in the event...The team went on the road and topped Green Bay in the first round and then returned home to best Robert Morris before falling in the final seconds at Clemson in the quarterfinals...Belmont was the first OVC team to reach the quarterfinals since 2002...When combined with its three-straight Atlantic Sun regular season titles prior to joining the OVC, the Bruins have won five-straight conference crowns, something only eight other Division I programs have done since Belmont joined the Division I ranks in 1996-97 (the others are Butler, Cincinnati, Duke, Gonzaga, Kansas, Nevada and Xavier)...Senior J.J. Mann was named OVC Player of the Year, marking the first time that different players from the same school have won the award in back-to-back years since 1989 and 1990 (Murray State's Jeff Martin and Popeye Jones); the program's Ian Clark won it in 2012-13...Mann finished the year averaging 18.3 points/game (5th in the OVC) while also ranking second in the OVC in free throw percentage (87.1%) and steals (2.1) and third in 3-pointers made/game (2.5).

NOVEMBER

8	at Lipcomb (ESPN3)	W, 87-83	4,982
11	at Richmond ¹ (Comcast Mid-Atlantic)	L, 69-61	4,125
14	INDIANA STATE (OVC Digital Network)	W, 96-95	2,613
17	at #11 North Carolina ¹ (ESPN)	W, 83-80	15,205
20	LIPSCOMB (OVC Digital Network)	W, 94-64	4,054
23	vs. Holy Cross ²	W, 81-70	2,073
24	vs. Hofstra ²	W, 85-75	1,506
26	BRESCIA	W, 102-68	1,322

DECEMBER

1	#24 VCU (ESPN3)	L, 81-68	4,811
3	at Middle Tennessee	W, 70-58	7,307
14	at South Dakota State	L, 85-72	2,037
17	at Denver	L, 90-62	1,003
21	at #19 Kentucky (ESPN)	L, 93-80	24,224
28	at Indiana State (ESPN3)	L, 85-73	4,837

JANUARY

2	JACKSONVILLE STATE* (OVC Digital Network)	W, 78-67	1,790
4	TENNESSEE TECH* (OVC Digital Network)	W, 64-62	2,520
9	at Southeast Missouri* (OVC Digital Network)	W, 107-94	2,168
11	at UT Martin* (OVC Digital Network)	W, 87-72	2,914
16	at Eastern Kentucky* (ESPN)	L, 74-63	5,200
18	at Tennessee State* (OVC Digital Network)	W, 79-65	2,132
20	FAIRFIELD (OVC Digital Network)	W, 62-53	1,582
23	MOREHEAD STATE* (OVC Digital Network)	W, 80-66	2,468
25	EASTERN KENTUCKY* (OVC Digital Network)	W, 84-81	3,182
29	at Morehead State* (CBS Sports Network)	W, 76-73	3,823

FEBRUARY

1	at Tennessee Tech* (OVC Digital Network)	L, 81-76	3,277
6	MURRAY STATE* (ESPN)	W, 99-96	3,104
8	AUSTIN PEAY* (OVC Digital Network)	W, 93-68	3,702
13	TENNESSEE STATE* (ESPN)	W, 73-71	2,007
20	EASTERN ILLINOIS* (OVC Digital Network)	W, 82-63	2,345
26	at SIUE* (OVC Digital Network)	W, 94-75	1,644

MARCH

1	at Jacksonville State* (OVC Digital Network)	W, 76-53	1,806
7	vs. Morehead State ³ (ESPN)	W, 86-63	3,650
8	vs. Eastern Kentucky ³ (ESPN2)	L, 79-73	2,979
18	at Green Bay ⁴ (ESPN3)	W, 80-65	2,770
21	ROBERT MORRIS ⁴ (ESPN)	W, 82-71	2,567
25	at Clemson ⁴ (ESPN)	L, 73-68	10,000

¹ Hall of Fame Tip-Off Tournament (campus sites)

² Hall of Fame Tip-Off Tournament (Uncasville, Conn.)

³ OVC Tournament (Municipal Auditorium - Nashville, Tenn.)

⁴ National Invitational Tournament (campus sites)

* Ohio Valley Conference Game

Home Games in Bold; All Times Central and Subject to Change

TEAM SNAPSHOTS



EASTERN ILLINOIS PANTHERS (11-19, 7-9)

Home: 7-7, Away: 4-11, Neutral: 0-1

Team Notes

With a win over SIUE on the final day of the regular season Eastern Illinois qualified for the OVC Tournament field for the second-straight season under head coach Jay Spoonhour and is once again the No. 7 seed...For the second-straight year the Panthers played Southeast Missouri in the first round, falling 79-61...Senior Sherman Blanford added two double-doubles in the last week of the season to increase his season total to nine, which ranked sixth in the OVC...Blanford averaged 14.5 points and 8.0 rebounds/game but those numbers increased to 17.6 points and 9.5 rebounds/game in 16 OVC contests...Newcomer Reggie Smith was second on the team with a 13.1 points/game average while ranking third on the team in 3-pointers made (29)...The team had seven OVC victories this season, the most since it was 11-7 during the 2009-10 season...Eastern Illinois ranked second in the OVC in blocks (4.8/game) during the year.

NOVEMBER

2	OAKLAND CITY (exhibition)	W, 73-64	769
9	at Northwestern (BTN)	L, 72-55	5,182
13	OLIVET NAZARENE (OVC Digital Network)	W, 86-66	1,059
16	at Illinois-Chicago	W, 86-66	3,067
20	at Purdue	L, 83-55	12,141
23	ROOSEVELT UNIVERSITY (OVC Digital Network)	W, 89-67	675
27	IPFW (OVC Digital Network)	L, 71-65	425
30	at Western Kentucky	L, 68-53	4,527

DECEMBER

4	at Western Illinois	L, 60-32	1,585
7	INDIANA STATE (OVC Digital Network)	L, 66-48	1,255
19	at Wright State	L, 70-43	2,911
21	at IPFW	L, 86-65	613
28	TENNESSEE STATE* (OVC Digital Network)	W, 70-69	391

JANUARY

2	EASTERN KENTUCKY* (OVC Digital Network)	L, 100-81	415
4	MOREHEAD STATE* (OVC Digital Network)	L, 85-77	412
9	at Tennessee Tech* (OVC Digital Network)	L, 81-69	1,418
11	at Jacksonville State* (OVC Digital Network)	W, 56-48	2,112
16	MURRAY STATE* (OVC Digital Network)	L, 70-66	1,421
18	AUSTIN PEAY* (OVC Digital Network)	W, 67-64	864
23	at UT Martin* (OVC Digital Network)	L, 84-77	963
25	at Southeast Missouri* (OVC Digital Network)	W, 77-74	2,231
28	CLEVELAND STATE (OVC Digital Network)	L, 82-68	582

FEBRUARY

1	SIUE* (OVC Digital Network)	W, 76-70	1,471
6	UT MARTIN* (OVC Digital Network)	W, 91-79	1,398
8	SOUTHEAST MISSOURI* (OVC Digital Network)	L, 74-68	1,341
13	at Austin Peay* (OVC Digital Network)	L, 88-83	3,104
15	at Murray State* (OVC Digital Network)	L, 72-60	3,846
20	at Belmont* (OVC Digital Network)	L, 82-63	2,345
24	CHICAGO STATE (OVC Digital Network)	W, 84-62	1,252

MARCH

1	at SIUE*	W, 78-74	2,096
5	vs. Southeast Missouri ¹ (OVC Digital Network)	L, 79-61	1,123

¹ OVC Tournament (Municipal Auditorium - Nashville, Tenn.)

* Ohio Valley Conference Game

Home Games in Bold

All Times Central and Subject to Change



EASTERN KENTUCKY COLONELS (24-10, 11-5)

Home: 12-2, Away: 8-6, Neutral: 4-2

Team Notes

Preseason OVC favorite Eastern Kentucky finished the season as the No. 3 seed for the OVC Tournament but proved the preseason predictors correct in topping Southeast Missouri and Murray State in the OVC Tournament to win the event and claim the OVC Tournament Championship...The Colonels appeared in the NCAA Tournament for the first time since 2007 and gave No. 2 Kansas all it could handle before falling 80-69 in St. Louis...Overall the team finished the season with 24 victories, marking the ninth time in program history (and second-straight year) the team had won 20 or more games in a season...Senior Glenn Cosey, who had 17 points in the loss to KU in the NAAs, became the 32nd player in EKU history to reach 1,000 career points during the game; Cosey finished the year ranked seventh nationally in 3-pointers made/game (3.38) and was 57th in scoring (18.7/game)...Junior Corey Walden was named the OVC Defensive Player of the Year and also a Defensive All-American by CollegeInsider.com; Walden finished the year with 76 steals which ranked first in the OVC in average (2/2/game)...The team ranked second nationally in turnover margin (+6.3/game), fifth in 3-pointers made/game (9.3) and sixth in steals (8.8/game).

NOVEMBER

8	vs. FIU ¹	W, 83-61	400
9	at Kennesaw State ¹	W, 68-60	1,404
10	vs. Youngstown State ¹	L, 75-67	1,101
13	WARREN WILSON COLLEGE (OVC Digital Network)	W, 114-45	4,800
16	HIGH POINT (OVC Digital Network)	W, 74-67	5,100
19	ALABAMA A&M (OVC Digital Network)	W, 82-68	2,300
22	BRESCIA (OVC Digital Network)	W, 95-56	1,900
30	at N.C. State (ESPN3)	L, 75-56	10,221

DECEMBER

5	at VCU (Comcast SportsNet)	L, 71-68 (OT)	7,741
7	at Longwood	W, 76-67	1,456
14	at #4 Wisconsin (ESPN3)	L, 86-61	16,968
18	NORTH CAROLINA A&T (OVC Digital Network)	W, 84-73	1,850
29	at IPFW	W, 90-68	1,021

JANUARY

2	at Eastern Illinois* (OVC Digital Network)	W, 100-81	415
4	at SIUE* (OVC Digital Network)	L, 85-79	1,133
8	MURRAY STATE* (OVC Digital Network)	L, 77-64	1,850
11	at Morehead State* (OVC Digital Network)	W, 76-65	5,011
16	BELMONT* (ESPNU)	W, 74-63	5,200
18	JACKSONVILLE STATE* (OVC Digital Network)	W, 60-56	2,300
23	at Tennessee State* (OVC Digital Network)	W, 94-78	478
25	at Belmont* (OVC Digital Network)	L, 84-81	3,182
30	UT MARTIN* (OVC Digital Network)	W, 89-66	1,400

FEBRUARY

1	SOUTHEAST MISSOURI* (OVC Digital Network)	W, 79-78	2,300
4	CHATTANOOGA (OVC Digital Network)	W, 74-63	1,300
8	MOREHEAD STATE* (ESPNU)	L, 86-79	5,500
13	at Tennessee Tech* (OVC Digital Network)	L, 72-66	1,235
15	at Jacksonville State* (OVC Digital Network)	W, 86-65	1,608
22	at Austin Peay* (OVC Digital Network)	W, 96-75	3,491
27	TENNESSEE TECH* (OVC Digital Network)	W, 74-67	2,900

MARCH

1	TENNESSEE STATE* (OVC Digital Network)	W, 70-66	3,100
6	Southeast Missouri ² (OVC Digital Network)	W, 84-76	1,323
7	Murray State ² (ESPNU)	W, 86-83	3,650
8	Belmont ² (ESPN2)	W, 79-73	2,979
21	vs. Kansas ³ (TBS)	L, 80-69	17,955

¹ Kennesaw State Invitational (Kennesaw, Ga.)

² OVC Tournament (Municipal Auditorium - Nashville, Tenn.)

³ NCAA Tournament (St. Louis, Mo.)

* Ohio Valley Conference Game

Home Games in Bold

All Times Central and Subject to Change

TEAM SNAPSHOTS



JACKSONVILLE STATE GAMECOCKS (10-21, 4-12)

Home: 7-6, Away: 2-13, Neutral: 1-1

Team Notes

Jacksonville State saw its season come to an end with a loss to OVC champion Belmont on the final day of the regular season...The Gamecocks finished the season by losing its final eight games, last winning on January 23 at Austin Peay... Senior Brian Williams capped his career by setting JSU Division I records for games played (120) and games started (94)...Williams also finished with 1,267 career points which was 14th in school history and second in the program's Division I history; his 368 assists are third in JSU DI history...Williams averaged 11.2 points/game during the year, which was second on the team...Senior Nick Cook also concluded his career and finished with 515 rebounds, fourth-most in the program's Division I era; Cook played in 118 career games, second only to Williams, while his 132 blocks were second in program history...Darion Rackley ended the season as the team's leading scorer, averaging 13.1 points/game on the season (and also in Conference games).

OCTOBER

31 WEST GEORGIA (exhibition) W, 65-52 1,208

NOVEMBER

4 MARTIN METHODIST (exhibition) W, 80-78 1,002
8 at Bradley L, 72-65 7,209
10 at Illinois (ESPN3) L, 86-62 13,506
12 at Chicago State L, 79-75 897
16 ALABAMA STATE L, 84-73 986
19 at Auburn L, 78-54 4,016
22 DALTON STATE W, 85-61 982
25 at Alabama A&M W, 76-69 1,127
27 FORT VALLEY STATE W, 78-66 583
30 at Central Michigan L, 66-61 769

DECEMBER

8 at Florida State (ESPN3) L, 77-53 5,104
11 ALCORN STATE W, 63-52 503
14 at Dartmouth L, 76-46 503
17 CENTRAL MICHIGAN W, 82-73 2,143
20 vs. Arkansas-Little Rock ¹ L, 75-70 435
21 vs. Coppin State ¹ W, 72-61 483
30 UT MARTIN* (OVC Digital Network) W, 70-65 987

JANUARY

2 at Belmont* (OVC Digital Network) L, 78-67 1,790
4 at Tennessee State* (OVC Digital Network) L, 70-65 625
9 SIUE* (OVC Digital Network) W, 61-52 1,282
11 EASTERN ILLINOIS* (OVC Digital Network) L, 56-48 2,112
16 TENNESSEE STATE* (OVC Digital Network) W, 70-64 2,491
18 at Eastern Kentucky* (OVC Digital Network) L, 60-56 2,300
23 at Austin Peay* (OVC Digital Network) W, 71-59 2,208
25 at Murray State* (OVC Digital Network) L, 73-65 5,028

FEBRUARY

1 at Morehead State* (OVC Digital Network) L, 65-54 1,909
8 TENNESSEE TECH* (CSS) L, 72-60 1,423
13 MOREHEAD STATE* (OVC Digital Network) L, 69-67 1,817
15 EASTERN KENTUCKY* (OVC Digital Network) L, 86-65 1,608
20 at Southeast Missouri* (OVC Digital Network) L, 87-70 1,568
22 at Tennessee Tech* (OVC Digital Network) L, 69-57 1,522

MARCH

1 BELMONT* (OVC Digital Network) L, 76-53 1,806

¹BVI Tropical Shootout (Tortola, British Virgin Islands)

* Ohio Valley Conference Game

Home Games in Bold

All Times Central and Subject to Change



MOREHEAD STATE EAGLES (20-14, 10-6)

Home: 9-5, Away: 9-7, Neutral: 2-2

Team Notes

Despite losing its final three games of the regular season Morehead State finished the year 10-6 in OVC play, earned the No. 4 seed for the OVC Tournament and received bye to the quarterfinals...The Eagles topped Tennessee Tech in the quarterfinals before falling to Belmont in the semifinals of the event...Morehead State has now won at least one game in each of the past six OVC Tournaments... Despite not winning the event MSU earned a bid to the College Basketball Invitational (CBI), marking the second time it appeared in the event (2010 being the other)...Morehead State would play at Illinois State in the CBI and saw its season end with a 77-67 loss...Both Drew Kelly and Angelo Warner became members of the MSU 1,000-Point Club late in the season...Warner finished the season ranking sixth in the OVC in scoring (17.5 points/game), third in steals (2.0/game) and fourth in minutes played (34.8/game)...Senior center Chad Posthumus finished the year ranked fourth nationally in rebounding (10.9/game); Posthumus had 10 double-doubles during the year which ranked him fifth in the OVC...As a team MSU ranked fifth nationally in rebounding margin (+8.0/game).

NOVEMBER

2 ST. CATHARINE (exhibition) W, 107-85 1,556
9 MID-CONTINENT (OVC Digital Network) W, 107-60 2,031
12 at East Tennessee State W, 71-63 2,402
15 at Xavier (FOX Sports 2) L, 79-56 9,528
17 MARSHALL (OVC Digital Network) W, 102-94 (OT) 3,506
19 at Northern Kentucky W, 74-61 2,144
22 at #22 UCLA ¹ (Pac-12 Networks) L, 81-70 5,508
24 at Nevada ¹ W, 63-58 5,133
28 vs. Chattanooga ² W, 88-75 2,250
29 vs. Gardner-Webb ² L, 86-82 (OT) 2,275

DECEMBER

2 WRIGHT STATE (OVC Digital Network) W, 74-69 2,052
4 at Southern Miss L, 74-60 3,563
15 BOWLING GREEN (OVC Digital Network) L, 67-61 1,507
19 SOUTH DAKOTA (OVC Digital Network) W, 120-83 1,392
23 at Tennessee (ESPN) L, 82-67 15,207
30 ASBURY (OVC Digital Network) W, 102-68 1,488

JANUARY

2 at SIUE* (OVC Digital Network) W, 70-63 1,111
4 at Eastern Illinois* (OVC Digital Network) W, 85-77 412
11 EASTERN KENTUCKY* (OVC Digital Network) L, 76-65 5,011
16 SOUTHEAST MISSOURI* (OVC Digital Network) W, 80-67 2,210
18 UT MARTIN* (OVC Digital Network) W, 82-75 1,727
23 at Belmont* (OVC Digital Network) L, 80-66 2,468
25 at Tennessee State* (OVC Digital Network) W, 80-74 (OT) 4,901
29 BELMONT* (CBS Sports Network) L, 76-73 3,823

FEBRUARY

1 JACKSONVILLE STATE* (OVC Digital Network) W, 65-54 1,909
8 at Eastern Kentucky* (ESPN) W, 86-79 5,500
13 at Jacksonville State* (OVC Digital Network) W, 69-67 1,817
15 at Tennessee Tech* (OVC Digital Network) W, 79-53 1,987
20 AUSTIN PEAY* (OVC Digital Network) W, 90-88 (2OT) 2,217
22 at Murray State* (OVC Digital Network) L, 69-58 5,856
27 TENNESSEE STATE* (OVC Digital Network) L, 70-68 1,479

MARCH

1 TENNESSEE TECH* (OVC Digital Network) L, 91-84 2,905
6 vs. Tennessee Tech ³ (OVC Digital Network) W, 76-61 1,123
7 vs. Belmont ³ (ESPN) L, 86-63 3,650
19 at Illinois State ⁴ L, 77-67 2,080

¹Las Vegas Invitational (campus sites)

²Las Vegas Invitational (Orleans Arena, Las Vegas, Nev.)

³OVC Tournament (Municipal Auditorium - Nashville, Tenn.)

⁴College Basketball Invitational (campus sites)

* Ohio Valley Conference Game

Home Games in Bold; All Times Central and Subject to Change

TEAM SNAPSHOTS



MURRAY STATE RACERS (23-11, 13-3)

Home: 17-1, Away: 6-9, Neutral: 0-1

Team Notes

Murray State came up one game short of winning its 24th OVC regular season championship this year but finished first place in the West Division and earned the No. 2 seed for the OVC Tournament...The Racers were knocked off by Eastern Kentucky in the OVC semifinals...But the team earned a bid to the CollegeInsider.com Postseason Tournament (CIT) for the first time in its history...The Racers went on the road to top Missouri State in the first round and then returned home to top Nebraska-Omaha, Towson, Pacific and Yale to win the CIT Championship... This year marked the sixth of the CIT's existence...The Racers also finished the year with 20 victories, the fifth-straight year the team had won 20 or more games, the most in the program's 89-year history...Guard Cameron Payne (the MVP of the CIT) was named OVC Freshman of the Year in 2013-14, becoming the third Racer to take home the award...Payne ranked fourth in the OVC in assists (5.4/game), fifth in steals (1.7/game) and seventh in points (16.8/game) during his freshman campaign...Junior Jarvis Williams finished the season with a 64.8 field goal percentage which ranked first nationally by NCAA statistical minimum standards...Williams finished the year with an OVC-best 14 double-doubles while averaging 14.9 points and 9.9 rebounds/game.

NOVEMBER

2	FREED-HARDEMAN (exhibition)	W, 95-68	2,352
8	at Valparaiso	L, 77-74	4,277
12	BRESCIA (OVC Digital Network)	W, 97-69	2,311
15	at Old Dominion	L, 70-60	5,770
19	BETHEL (OVC Digital Network)	W, 91-64	2,474
23	at Auburn	L, 75-67	4,171
26	MIDDLE TENNESSEE (OVC Digital Network)	L, 80-62	3,347
30	at Saint Mary's (ESPN3)	L, 89-64	2,506

DECEMBER

4	EVANSVILLE (OVC Digital Network)	W, 65-63	2,474
7	LIPSCOMB (OVC Digital Network)	W, 73-69	2,336
17	SOUTHERN ILLINOIS (OVC Digital Network)	W, 73-65	3,389
21	at Western Kentucky (ESPN3)	L, 71-64	4,614
29	at Dayton (FOX Sports Ohio)	L, 72-51	12,067

JANUARY

2	SOUTHEAST MISSOURI* (OVC Digital Network)	W, 82-75	2,319
5	UT MARTIN* (CBS Sports Network)	W, 91-77	2,285
8	at Eastern Kentucky* (OVC Digital Network)	W, 77-64	1,850
11	AUSTIN PEAY* (OVC Digital Network)	W, 89-67	5,272
16	at Eastern Illinois* (OVC Digital Network)	W, 70-66	1,421
18	at SIUE* (OVC Digital Network)	L, 67-60	2,787
23	TENNESSEE TECH* (OVC Digital Network)	W, 92-53	2,285
25	JACKSONVILLE STATE* (OVC Digital Network)	W, 73-65	5,028
31	at Austin Peay* (CBS Sports Network)	W, 96-88	4,283

FEBRUARY

6	at Belmont* (ESPNU)	L, 99-96	3,104
8	at Tennessee State* (OVC Digital Network)	W, 73-65	4,381
13	SIUE* (OVC Digital Network)	W, 82-72	3,814
15	EASTERN ILLINOIS* (OVC Digital Network)	W, 72-60	3,846
22	MOREHEAD STATE* (OVC Digital Network)	W, 69-58	5,856
27	at UT Martin* (OVC Digital Network)	W, 86-72	2,333

MARCH

1	at Southeast Missouri* (OVC Digital Network)	L, 118-115 (2OT)	3,607
7	vs. Eastern Kentucky ¹ (ESPNU)	L, 86-83	3,650
19	at Missouri State ²	W, 66-63	2,910
24	NEBRASKA-OMAHA ²	W, 86-62	3,254
27	TOWSON ²	W, 85-73	3,063

APRIL

1	PACIFIC ² (CBS Sports Network)	W, 98-75	3,875
3	YALE ² (CBS Sports Network)	W, 65-57	4,467

¹ OVC Tournament (Municipal Auditorium - Nashville, Tenn.)

² CollegeInsider.com Postseason Tournament (campus sites)

* Ohio Valley Conference Game

Home Games in Bold; All Times Central and Subject to Change



SOUTHEAST MISSOURI REDHAWKS (18-14, 8-8)

Home: 9-4, Away: 5-9, Neutral: 4-1

Team Notes

The preseason OVC West Division favorite, Southeast Missouri struggled to a 1-4 start in OVC play and for most of the season it looked like the squad would not be in the eight-team OVC Tournament field...But the team rebounded down the stretch and won its final four games (and five of six) to finish 8-8 in league play and earn the No. 6 seed for the OVC Tournament...It marked the fourth-straight season the team has qualified for the event under head coach Dickey Nutt (and the team missed the event the previous three years)...The Redhawks topped Eastern Illinois in the first round before losing to eventual champion Eastern Kentucky in the quarterfinals...Senior All-OVC selection Tyler Stone finished the year averaging 19.3 points (second in the OVC) and 9.5 rebounds (fourth in the OVC) per game...Stone also had 14 double-doubles to share the OVC season lead in that category...Newcomer Jarekious Bradley finished the season by averaging 19.0 points/game and knocking down a team-best 75 3-pointers...As a team the Redhawks ranked sixth nationally in scoring offense (82.9/game) and were second nationally in field goal percentage (49.9%).

OCTOBER

29	HANNIBAL-LaGRANGE (exhibition)	W, 115-45	1,008
----	--------------------------------	-----------	-------

NOVEMBER

2	OUACHITA BAPTIST (exhibition)	W, 88-75	1,210
8	at Saint Louis (FOX Sports Midwest)	L, 87-64	7,714
11	CENTRAL BAPTIST (OVC Digital Network)	W, 118-56	1,292
16	at IUPUI	W, 76-68	550
18	at Ball State	L, 87-83	2,765
22	MID-CONTINENT (OVC Digital Network)	W, 109-64	1,892
29	vs. Northern Kentucky ¹	W, 79-65	100
30	vs. Tulane ¹	W, 102-72	100

DECEMBER

1	vs. Texas State ¹	W, 82-74	125
7	at Southeastern Louisiana	W, 74-73	302
14	ILLINOIS-CHICAGO (OVC Digital Network)	L, 75-69	1,967
21	at #14 Memphis (SportSouth/ESPN3)	L, 77-65	15,021
23	IUPUI (OVC Digital Network)	W, 83-79 (OT)	1,305
29	at Missouri State	L, 81-78	3,889

JANUARY

2	at Murray State* (OVC Digital Network)	L, 82-75	2,319
4	at Austin Peay* (OVC Digital Network)	L, 80-74	3,186
9	BELMONT* (OVC Digital Network)	L, 107-94	2,168
11	TENNESSEE STATE* (OVC Digital Network)	W, 102-94	2,053
16	at Morehead State* (OVC Digital Network)	L, 80-67	2,210
18	at Tennessee Tech* (OVC Digital Network)	W, 83-74	2,035
23	SIUE* (OVC Digital Network)	W, 82-78	1,769
25	EASTERN ILLINOIS* (OVC Digital Network)	L, 77-74	2,231
29	UMKC (OVC Digital Network)	W, 91-81	1,583

FEBRUARY

1	at Eastern Kentucky* (OVC Digital Network)	L, 79-78	2,300
6	at SIUE* (OVC Digital Network)	L, 93-88 (OT)	1,403
8	at Eastern Illinois* (OVC Digital Network)	W, 74-68	1,341
12	UT MARTIN* (CBS Sports Network)	L, 79-70	2,548
20	JACKSONVILLE STATE* (OVC Digital Network)	W, 87-70	1,568
22	at UT Martin* (OVC Digital Network)	W, 77-74	2,977
27	AUSTIN PEAY* (OVC Digital Network)	W, 83-80	1,796

MARCH

1	MURRAY STATE* (OVC Digital Network)	W, 118-115 (2OT)	3,607
5	vs. Eastern Illinois ² (OVC Digital Network)	W, 79-61	1,123
6	vs. Eastern Kentucky ² (OVC Digital Network)	L, 84-76	1,323

¹ Cure UCD Classic (Puerto Vallarta, Mexico)

² OVC Tournament (Municipal Auditorium - Nashville, Tenn.)

* Ohio Valley Conference Game; Home Games in Bold; All Times Central

TEAM SNAPSHOTS



SIUE COUGARS (11-20, 7-9)

Home: 9-5, Away: 2-12, Neutral: 0-3

Team Notes

Despite losing its final three games of the regular season, SIUE appeared in its first Division I postseason after completing its reclassification to Division I and becoming eligible prior to last season (2012-13)...The Cougars finished with a 7-9 league record and earned the No. 8 seed for the OVC Tournament...The Cougars lost to Tennessee Tech (74-67) in the first round of the tournament...Overall the team set Division I program bests for overall wins (11) and Conference wins (7) this season...The team has used a balanced offensive attack this year with eight players averaging between 12.2 and 6.8 points/game...Sophomore newcomer Donivine Stewart (a transfer from Bradley) led the team in scoring at 12.2 points/game...Junior newcomer Keaton Jackson ranked first in the OVC in field goal percentage (74.0% - although he did not have enough attempts to qualify for the national lead), second in blocks (2.1/game) and 16th in rebounding (5.0/game)...As a team SIUE ranked fourth in the OVC in 3-pointers made/game (7.2) and third in 3-point percentage (37.8%).

NOVEMBER

4	GREENVILLE (exhibition)	W, 97-61	1,307
8	at Arkansas	L, 99-65	12,068
13	SAINT LOUIS (FOX Sports Midwest/OVCDN)	L, 82-58	4,007
16	CENTRAL ARKANSAS (OVC Digital Network)	W, 100-93	1,535
22	vs. UC Davis ¹	L, 80-75	755
23	at Portland State ¹	L, 77-74	834
24	vs. Loyola (Chicago) ¹	L, 73-72	738
26	at Oregon State	L, 101-81	4,823

DECEMBER

2	TEXAS-PAN AMERICAN (FOX Sports MW/OVCDN)	W, 55-49	1,230
7	CENTRAL MICHIGAN (OVC Digital Network)	L, 65-64	2,116
14	at IPFW	L, 95-75	702
16	at Chicago State	L, 81-64	525
23	at Southern Illinois	L, 74-57	7,057
29	ROBERT MORRIS-SPRINGFIELD (OVCDN)	W, 102-78	1,070

JANUARY

2	MOREHEAD STATE* (OVC Digital Network)	L, 70-63	1,111
4	EASTERN KENTUCKY* (FOX Sports MW/OVCDN)	W, 85-79	1,133
9	at Jacksonville State* (OVC Digital Network)	L, 61-52	1,282
11	at Tennessee Tech* (OVC Digital Network)	L, 64-63	2,632
16	AUSTIN PEAY* (FOX Sports Midwest/OVCDN)	W, 71-67	1,359
18	MURRAY STATE* (FOX Sports Midwest/OVCDN)	W, 67-60	2,787
23	at Southeast Missouri* (OVC Digital Network)	L, 82-78	1,769
25	at UT Martin* (OVC Digital Network)	W, 87-82	2,014
29	CROWLEY'S RIDGE (OVC Digital Network)	W, 77-48	1,279

FEBRUARY

1	at Eastern Illinois* (OVC Digital Network)	L, 76-70	1,471
6	SOUTHEAST MISSOURI* (OVC Digital Network)	W, 93-88 (OT)	1,403
8	UT MARTIN* (FOX Sports Midwest/OVCDN)	W, 84-78	1,802
13	at Murray State* (OVC Digital Network)	L, 82-72	3,814
15	at Austin Peay* (OVC Digital Network)	W, 83-68	2,840
20	at Tennessee State* (OVC Digital Network)	L, 66-61	531
26	BELMONT* (FOX Sports Midwest/OVCDN)	L, 94-75	1,644

MARCH

1	EASTERN ILLINOIS* (FOX Sports Midwest/OVCDN)	L, 78-74	2,096
5	vs. Tennessee Tech ² (OVC Digital Network)	L, 74-67	1,123

¹ Portland State Tournament (Portland, Ore.)

² OVC Tournament (Municipal Auditorium - Nashville, Tenn.)

* Ohio Valley Conference Game

Home Games in Bold

All Times Central and Subject to Change



TENNESSEE STATE TIGERS (5-25, 4-12)

Home: 3-10, Away: 2-13, Neutral: 0-2

Team Notes

Despite a rough season that saw the team lose its first 10 games and suffer a seven-game losing streak during the middle of Conference play, Tennessee State won two of its final three games to close out the 2013-14 season...Senior Patrick Miller finished the year as the leading scorer in the OVC, averaging 23.7 points/game (that number increased to 26.1 points/game in OVC contests)...That number ranked Miller fifth nationally...Miller capped his stellar four-year career with 1,900 points (most among active OVC players)...Miller also finished with 196 career steals (most among active OVC players) and 520 assists (second among active players)...M.J. Rhett finished the year with 14 double-doubles, tops among OVC players during the regular season...Rhett finished the year averaging 10.9 points and 9.1 rebounds/game and hitting 54.1 percent from the field, but decided to transfer following the end of the year...Head coach Travis Williams was dismissed following the season...Tennessee State then hired former assistant Dana Ford as his replacement; Ford is currently the youngest head coach in Division I (29 years old).

NOVEMBER

4	LeMOYNE-OWEN (exhibition)	W, 69-68	1,132
8	at Hawaii ¹	L, 85-55	5,720
9	vs. New Mexico State ¹	L, 70-55	5,861
11	vs. Western Michigan ¹	L, 63-52	156
16	at #16 Wichita State	L, 85-71	10,506
18	LIPSCOMB (OVC Digital Network)	L, 75-70	2,057
22	at Tennessee (FOX Sports Net)	L, 88-67	15,134
26	at Auburn	L, 78-73	4,370
30	at USC Upstate (ESPN3)	L, 73-64	513

DECEMBER

3	ALABAMA A&M (OVC Digital Network)	L, 66-65	1,296
7	at Drexel	L, 75-61	1,977
15	FISK (OVC Digital Network)	W, 108-85	949
19	at Illinois State	L, 64-58	4,061
21	MIAMI (OHIO) (OVC Digital Network)	L, 79-64	812
28	at Eastern Illinois* (OVC Digital Network)	L, 70-69	391

JANUARY

2	TENNESSEE TECH* (OVC Digital Network)	L, 57-53	275
4	JACKSONVILLE STATE* (OVC Digital Network)	W, 70-65	625
7	MIDDLE TENNESSEE (OVC Digital Network)	L, 74-66	413
11	at Southeast Missouri* (OVC Digital Network)	L, 102-94	2,053
13	at UT Martin* (OVC Digital Network)	L, 100-81	2,090
16	at Jacksonville State* (OVC Digital Network)	L, 70-64	2,491
18	BELMONT* (OVC Digital Network)	L, 79-65	2,132
23	EASTERN KENTUCKY* (OVC Digital Network)	L, 94-78	478
25	MOREHEAD STATE* (OVC Digital Network)	L, 80-74 (OT)	4,901
30	at Tennessee Tech* (OVC Digital Network)	W, 81-68	2,366

FEBRUARY

6	AUSTIN PEAY* (OVC Digital Network)	L, 75-65	1,528
8	MURRAY STATE* (OVC Digital Network)	L, 73-65	4,381
13	at Belmont* (ESPNU)	L, 73-71	2,007
20	SIUE* (OVC Digital Network)	W, 66-61	531
27	at Morehead State* (OVC Digital Network)	W, 70-68	1,479

MARCH

1	at Eastern Kentucky* (OVC Digital Network)	L, 70-66	3,100
---	--	----------	-------

¹ Rainbow Classic (Honolulu, Hawaii)

* Ohio Valley Conference Game

Home Games in Bold

All Times Central and Subject to Change

TEAM SNAPSHOTS



TENNESSEE TECH GOLDEN EAGLES (17-16, 9-7) Home: 10-4, Away: 6-9, Neutral: 1-3

Team Notes

Tennessee Tech won six of its final eight regular season games to finish 9-7 in OVC play and earn the No. 5 seed for the OVC Tournament; that came a year after the team missed out on the tournament field...The Golden Eagles topped SIUE in the first round before losing to Morehead State in the quarterfinals... Tennessee Tech has eight players who average between 10.7 and 5.4 points/game...Junior newcomer Dwan Caldwell led the team at 10.7 points/game while hitting 53.9 percent of his field goal attempts...Senior Dennis Ogbe was second on the team with a 10.6 points/game average during the season, hitting 61.0 percent of his shots; Ogbe also led the team in rebounding at 5.8/game...Ogbe was also named an Academic All-American for his work in the classroom...Senior point guard Jeremiah Samarrippas dished out a team-best 158 assists during the season; his 4.8 assists/game average was sixth in the OVC...As a team the Golden Eagles were third in the OVC in rebounding margin (+3.2/game) and blocked shots (4.7/game).

NOVEMBER

9	at South Florida (ESPN3)	L, 72-62	4,103
12	LOYOLA (CHICAGO) (OVC Digital Network)	W, 74-69	1,185
15	vs. Texas-Pan American ¹	L, 81-78	1,304
16	at Texas A&M-Corpus Christi ¹	W, 62-60	1,257
17	vs. IPFW ¹	L, 69-66	1,128
21	INDIANA-KOKOMO (OVC Digital Network)	W, 92-39	1,221
23	MILWAUKEE (OVC Digital Network)	L, 70-63	1,114
27	EAST TENNESSEE (OVC Digital Network)	W, 98-83	702
30	UTAH VALLEY (OVC Digital Network)	W, 74-71	847

DECEMBER

5	at Lipscomb (ESPN3)	L, 87-79	687
7	at Tennessee (FOX Sports Net/ESPN3)	L, 84-63	13,606
15	at Lamar	W, 79-74	1,696
17	at Green Bay	L, 76-49	2,013
19	HILLSDALE (OVC Digital Network)	W, 112-56	930
28	at Utah Valley	L, 75-66	1,428

JANUARY

2	at Tennessee State* (OVC Digital Network)	W, 57-53	275
4	at Belmont* (OVC Digital Network)	L, 64-62	2,520
9	EASTERN ILLINOIS* (OVC Digital Network)	W, 81-69	1,418
11	SIUE* (OVC Digital Network)	W, 64-63	2,632
18	SOUTHEAST MISSOURI* (OVC Digital Network)	L, 83-74	2,035
23	at Murray State* (OVC Digital Network)	L, 92-53	2,285
25	at Austin Peay* (CSS)	L, 83-69	3,133
30	TENNESSEE STATE* (OVC Digital Network)	L, 81-68	2,366

FEBRUARY

1	BELMONT* (OVC Digital Network)	W, 81-76	3,277
8	at Jacksonville State* (CSS)	W, 72-60	1,423
13	EASTERN KENTUCKY* (OVC Digital Network)	W, 72-66	1,235
15	MOREHEAD STATE* (OVC Digital Network)	L, 79-53	1,987
20	at UT Martin* (OVC Digital Network)	W, 91-83	1,044
22	JACKSONVILLE STATE* (OVC Digital Network)	W, 69-57	1,522
27	at Eastern Kentucky* (OVC Digital Network)	L, 74-67	2,900

MARCH

1	at Morehead State* (OVC Digital Network)	W, 91-84	2,905
5	vs. SIUE ² (OVC Digital Network)	W, 74-67	1,123
6	vs. Morehead State ² (OVC Digital Network)	L, 76-61	1,123

¹ Holiday Inn Islanders Classic (Corpus Christi, Texas)
² OVC Tournament (Municipal Auditorium - Nashville, Tenn.)

* Ohio Valley Conference Game

Home Games in Bold

All Times Central and Subject to Change



UT MARTIN SKYHAWKS (8-23, 3-13) Home: 5-10, Away: 3-13, Neutral: 0-0

Team Notes

UT Martin saw its season come to an end with a pair of losses in the final week of the regular season, falling 86-72 to Murray State and 88-85 to Austin Peay...The Skyhawks ended the season by losing its final four games and eight of its final nine overall...Myles Taylor finished the year ranking 12th in the OVC in scoring (14.6 points/game) and eighth in rebounding (6.3/game)...Senior Mike Liabo ended his UTM career with 1,523 points, the fourth-highest total in program history; he also ranked second in school history in 3-pointers made (246) and third in field goals made (529)...Liabo's 723 career 3-point attempts ranks sixth in OVC history... Following the completion of the season head coach Jason James was relieved of his duties following 12 years with the program, including the last five as head coach; James was 37-117 in his five years at the head of the program...UTM hired UNLV assistant Heath Schroyer as its new head coach.

NOVEMBER

8	at Wyoming ¹	L, 78-60	5,082
10	at Colorado ¹ (Pac-12 Networks)	L, 91-65	8,408
13	at Arkansas State ¹	L, 72-62	2,237
15	ROCHESTER COLLEGE (OVC Digital Network)	W, 79-64	2,479
17	at Florida State (ESPN3)	L, 89-61	6,042
20	UMKC (OVC Digital Network)	L, 79-67	1,703
22	JACKSON STATE ¹ (OVC Digital Network)	L, 68-64	1,604
25	LIPSCOMB (OVC Digital Network)	L, 95-84	1,776
27	BETHEL (OVC Digital Network)	W, 95-82	674
30	at UNLV	L, 85-55	12,397

DECEMBER

4	at Samford	W, 89-73	1,097
7	NORTHERN KENTUCKY (OVC Digital Network)	W, 79-66	527
16	at Presbyterian	W, 73-70	211
19	at Arkansas (ESPN3)	L, 102-56	11,370
21	SOUTHEASTERN LOUISIANA (OVC Digital Network)	L, 80-76	817
30	at Jacksonville State* (OVC Digital Network)	L, 70-65	987

JANUARY

2	at Austin Peay* (OVC Digital Network)	L, 81-68	2,616
5	at Murray State* (CBS Sports Network)	L, 91-77	2,285
11	BELMONT* (OVC Digital Network)	L, 87-72	2,914
13	TENNESSEE STATE* (OVC Digital Network)	W, 100-81	2,090
18	at Morehead State* (OVC Digital Network)	L, 82-75	1,727
23	EASTERN ILLINOIS* (OVC Digital Network)	W, 84-77	963
25	SIUE* (OVC Digital Network)	L, 87-82	2,014
30	at Eastern Kentucky* (OVC Digital Network)	L, 89-66	1,400

FEBRUARY

6	at Eastern Illinois* (OVC Digital Network)	L, 91-79	1,398
8	at SIUE* (OVC Digital Network)	L, 84-78	1,802
12	at Southeast Missouri* (CBS Sports Network)	W, 79-70	2,548
20	TENNESSEE TECH* (OVC Digital Network)	L, 91-83	1,044
22	SOUTHEAST MISSOURI* (OVC Digital Network)	L, 77-74	2,977
27	MURRAY STATE* (OVC Digital Network)	L, 86-72	2,333

MARCH

1	AUSTIN PEAY* (OVC Digital Network)	L, 88-85	1,887
---	------------------------------------	----------	-------

¹ Global Sports Challenge (campus sites)

* Ohio Valley Conference Game

Home Games in Bold

All Times Central and Subject to Change

2013-14 COMPOSITE SCHEDULE/RESULTS

Tuesday, October 29

@Southeast Missouri 115, Hannibal-LaGrange 45

Thursday, October 31

@Jacksonville State 65, West Georgia 52 (exhibition)

Saturday, November 2

@Morehead State 107, St. Catharine 85 (exhibition)

@Murray State 95, Freed-Hardeman 68 (exhibition)

@Eastern Illinois 73, Oakland City 64 (exhibition)

@Southeast Missouri 88, Ouachita Baptist 75 (exhibition)

Monday, November 4

@Austin Peay 78, Central Missouri 75 (exhibition)

@SIUE 97, Greenville 61 (exhibition)

@Tennessee State 69, LeMoyne-Owen 68 (exhibition)

@Jacksonville State 80, Martin Methodist 78 (exhibition)

Friday, November 8

Eastern Kentucky 83, FIU 61 (Kennesaw, Ga.)

Belmont 87, @Lipscomb 83

@Austin Peay 84, Oakland City 69

@Bradley 72, Jacksonville State 65

@Arkansas 99, SIUE 65

@Saint Louis 87, Southeast Missouri 64

@Valparaiso 77, Murray State 74

@Wyoming 78, UT Martin 60

@Hawaii 85, Tennessee State 55

Saturday, November 9

Eastern Kentucky 68, @Kennesaw State 60

@Morehead State 107, Mid-Continent 60

@South Florida 72, Tennessee Tech 62

@Northwestern 77, Eastern Illinois 55

New Mexico State 70, Tennessee State 55 (Honolulu, Hawaii)

Sunday, November 10

Youngstown State 75, Eastern Kentucky 67 (Kennesaw, Ga.)

@Illinois 86, Jacksonville State 62

@Colorado 91, UT Martin 65

Monday, November 11

@Richmond 69, Belmont 61

Western Michigan 63, Tennessee State 52 (Honolulu, Hawaii)

@Southeast Missouri 118, Central Baptist 56

Tuesday, November 12

Morehead State 71, @East Tennessee State 63

@Chicago State 79, Jacksonville State 75

@Murray State 97, Brescia 69

@Tennessee Tech 74, Loyola (Chicago) 69

Wednesday, November 13

@Eastern Kentucky 114, Warren Wilson College 45

@Eastern Illinois 67, Olivet Nazarene 60

Saint Louis 82, at SIUE 58

@Arkansas State 72, UT Martin 62

Thursday, November 14

@#13 Memphis 95, Austin Peay 69

@Belmont 96, Indiana State 95

Friday, November 15

@UT Martin 79, Rochester College 64

Texas-Pan American 81, Tennessee Tech 78 (Corpus Christi, Texas)

@Old Dominion 70, Murray State 60

@Xavier 79, Morehead State 56

Saturday, November 16

Southeast Missouri 76, @IUPUI 68

@#16 Wichita State 85, Tennessee State 71

Eastern Illinois 86, @Illinois-Chicago 66

Tennessee Tech 62, @Texas A&M-Corpus Christi 60

@Eastern Kentucky 74, High Point 67

@SIUE 100, Central Arkansas 93

Alabama State 84, @Jacksonville State 73

Sunday, November 17

@Florida State 89, UT Martin 61

@Morehead State 102, Marshall 94 (OT)

IPFW 69, Tennessee Tech 66 (Corpus Christi, Texas)

Belmont 83, @#11 North Carolina 80

Monday, November 18

@Ball State 87, Southeast Missouri 83

Lipscomb 75, @Tennessee State 70

Tuesday, November 19

Morehead State 74, @Northern Kentucky 61

@Eastern Kentucky 82, Alabama A&M 68

@Austin Peay 72, Southern Illinois 70

@Auburn 78, Jacksonville State 54

@Murray State 91, Bethel 64

Wednesday, November 20

@Purdue 83, Eastern Illinois 55

UMKC 79, @UT Martin 67

@Belmont 94, Lipscomb 64

Thursday, November 21

@Central Michigan 90 Austin Peay 75

@Tennessee Tech 92, Indiana-Kokomo 39

Friday, November 22

@Jacksonville State 85, Dalton State 61

CS Northridge 80, Austin Peay 77 (Mt. Pleasant, Mich.)

UC Davis 80, SIUE 75 (Portland, Ore.)

@Eastern Kentucky 95, Brescia 56

@Tennessee 88, Tennessee State 67

@Southeast Missouri 109, Mid-Continent 64

Jackson State 68, @UT Martin 64

@#22 UCLA 81, Morehead State 70

Saturday, November 23

Austin Peay 78, Montana State 72 (Mt. Pleasant, Mich.)

Belmont 81, Holy Cross 70 (Uncasville, Conn.)

@Auburn 75, Murray State 67

@Eastern Illinois 89, Roosevelt University 67

Milwaukee 70, @Tennessee Tech 63

@Portland State 77, SIUE 74

Sunday, November 24

Loyola (Chicago) 73, SIUE 72 (Portland, Ore.)

Morehead State 63, @Nevada 58

Belmont 85, Hofstra 75 (Uncasville, Conn.)

Monday, November 25

Jacksonville State 76, @Alabama A&M 69

Lipscomb 95, @UT Martin 84

Tuesday, November 26

@Auburn 78, Tennessee State 73

@Belmont 102, Brescia 68

Middle Tennessee 80, @Murray State 62

@Oregon State 101, SIUE 81

Wednesday, November 27

@Tennessee Tech 98, East Tennessee State 83

@Jacksonville State 78, Fort Valley State 66

IPFW 71 at Eastern Illinois 65

@UT Martin 95, Bethel 82

Thursday, November 28

Morehead State 88, Chattanooga 75 (Las Vegas, Nev.)

Friday, November 29

Gardner-Webb 86, Morehead State 82 (Las Vegas, Nev.)

Southeast Missouri 79, Northern Kentucky 65 (Puerto Vallarta, Mexico)

Saturday, November 30

@USC Upstate 73, Tennessee State 64

Southeast Missouri 102, Tulane 72 (Puerto Vallarta, Mexico)

@Central Michigan 66, Jacksonville State 61

@UNLV 85, UT Martin 55

Austin Peay 88, @Youngstown State 86

@Tennessee Tech 74, Utah Valley 71

@North Carolina State 75, Eastern Kentucky 56

@Western Kentucky 68, Eastern Illinois 53

@Saint Mary's 89, Murray State 64

Sunday, December 1

#24 VCU 81, @Belmont 68

Southeast Missouri 82, Texas State 74 (Puerto Vallarta, Mexico)

Monday, December 2

@Morehead State 74, Wright State 69
 @SIUE 55, Texas-Pan American 49

Tuesday, December 3

Belmont 70, @Middle Tennessee 58
 Alabama A&M 66, @Tennessee State 65

Wednesday, December 4

@Southern Miss 74, Morehead State 60
 @Murray State 65, Evansville 63
 UT Martin 89, @Samford 73
 @Western Illinois 60, Eastern Illinois 32
 East Tennessee 80, @Austin Peay 74

Thursday, December 5

@Lipscomb 87, Tennessee Tech 79
 @VCU 71, Eastern Kentucky 68 (OT)

Saturday, December 7

@Tennessee 84, Tennessee Tech 63
 Southeast Missouri 74, @Southeastern Louisiana 73
 @Samford 85, Austin Peay 63
 @Murray State 73, Lipscomb 69
 Eastern Kentucky 76, @Longwood 67
 @Drexel 75, Tennessee State 61
 UT Martin 79, @Northern Kentucky 66
 Central Michigan 65, @SIUE 64
 Indiana State 66, @Eastern Illinois 48

Sunday, December 8

@Florida State 77, Jacksonville State 53

Wednesday, December 11

@Jacksonville State 63, Alcorn State 52

Saturday, December 14

@#4 Wisconsin 86, Eastern Kentucky 61
 @Dartmouth 76, Jacksonville State 46
 @South Dakota State 85, Belmont 72
 @IPFW 95, SIUE 75
 @Austin Peay 77, Liberty 71
 Illinois-Chicago 75, @Southeast Missouri 69

Sunday, December 15

Bowling Green 67, @Morehead State 61
 Tennessee Tech 79, @Lamar 74
 @Tennessee State 108, Fisk 85

Monday, December 16

UT Martin 73, @Presbyterian 70
 @Chicago State 81, SIUE 64

Tuesday, December 17

@Murray State 73, Southern Illinois 65
 @Green Bay 76, Tennessee Tech 49
 @Jacksonville State 82, Central Michigan 73
 @Vanderbilt 58, Austin Peay 56
 @Denver 90, Belmont 62

Wednesday, December 18

@Eastern Kentucky 84, North Carolina A&T 73

Thursday, December 19

@Wright State 70, Eastern Illinois 43
 @Morehead State 120, South Dakota 83
 Lipscomb 88, @Austin Peay 83
 @Arkansas 102, UT Martin 56
 @Tennessee Tech 112, Hillsdale 56
 @Illinois State 64, Tennessee State 58

Friday, December 20

Arkansas-Little Rock 75, Jacksonville State 70 (Tortola, British Virgin Islands)

Saturday, December 21

@#19 Kentucky 93, Belmont 80
 @IPFW 86, Eastern Illinois 65
 @Western Kentucky 71, Murray State 64
 @East Tennessee State 84, Austin Peay 79
 Southeastern Louisiana 80, @UT Martin 76
 Miami (Ohio) 79, @Tennessee State 64
 @#14 Memphis 77, Southeast Missouri 65
 Jacksonville State 72, Coppin State 61 (Tortola, British Virgin Islands)

Monday, December 23

@Tennessee 82, Morehead State 67
 @Southern Illinois 74, SIUE 57
 @Southeast Missouri 83, IUPUI 79 (OT)

Saturday, December 28

*@Eastern Illinois 70, Tennessee State 69
 @Indiana State 85, Belmont 73
 @Utah Valley 75, Tennessee Tech 66

Sunday, December 29

Eastern Kentucky 90, @IPFW 68
 @Dayton 72, Murray State 51
 @SIUE 102, Robert Morris-Springfield 78
 @Missouri State 81, Southeast Missouri 78

Monday, December 30

*@Jacksonville State 70, UT Martin 65
 @Morehead State 102, Asbury College 68
 @Austin Peay 93, Dalton State 57

Thursday, January 2

*@Austin Peay 81, UT Martin 68
 *Morehead State 70, @SIUE 63
 *@Murray State 82, Southeast Missouri 75
 *Eastern Kentucky 100, @Eastern Illinois 81
 *Tennessee Tech 57, @Tennessee State 53
 *@Belmont 78, Jacksonville State 67

Saturday, January 4

*Morehead State 85, @Eastern Illinois 77
 *@Belmont 64, Tennessee Tech 62
 *@SIUE 85, Eastern Kentucky 79
 *@Tennessee State 70, Jacksonville State 65
 *@Austin Peay 80, Southeast Missouri 74

Sunday, January 5

*@Murray State 91, UT Martin 77

Tuesday, January 7

Middle Tennessee 74, @Tennessee State 66

Wednesday, January 8

*Murray State 77, @Eastern Kentucky 64

Thursday, January 9

*Belmont 107, @Southeast Missouri 94
 *@Tennessee Tech 81, Eastern Illinois 69
 *@Jacksonville State 61, SIUE 52

Saturday, January 11

*Belmont 87, @UT Martin 72
 *Eastern Illinois 56, @Jacksonville State 48
 *@Southeast Missouri 102, Tennessee State 94
 *Eastern Kentucky 76, @Morehead State 65
 *@Murray State 89, Austin Peay 67
 *@Tennessee Tech 64, SIUE 63

Monday, January 13

*@UT Martin 100, Tennessee State 81

Thursday, January 16

*@Eastern Kentucky 74, Belmont 63
 *@Morehead State 80, Southeast Missouri 67
 *@SIUE 71, Austin Peay 67
 *Murray State 70, @Eastern Illinois 66
 *@Jacksonville State 70, Tennessee State 64

Saturday, January 18

*@SIUE 67, Murray State 60
 *@Morehead State 82, UT Martin 75
 *@Eastern Illinois 67, Austin Peay 64
 *@Eastern Kentucky 60, Jacksonville State 56
 *Southeast Missouri 83, @Tennessee Tech 74
 *Belmont 79, @Tennessee State 65

Monday, January 20

@Belmont 62, Fairfield 53

Thursday, January 23

*Jacksonville State 71, @Austin Peay 59
 *@Belmont 80, Morehead State 66
 *@Murray State 92, Tennessee Tech 53
 *@UT Martin 84, Eastern Illinois 77

*@Southeast Missouri 82, SIUE 78
*Eastern Kentucky 94, @Tennessee State 78

Saturday, January 25

*SIUE 87, @UT Martin 82
*Eastern Illinois 77, @Southeast Missouri 74
*@Belmont 84, Eastern Kentucky 81
*@Austin Peay 83, Tennessee Tech 69
*Morehead State 80, @Tennessee State 74 (OT)
*@Murray State 73, Jacksonville State 65

Tuesday, January 28

Cleveland State 82, @Eastern Illinois 68

Wednesday, January 29

*Belmont 76, @Morehead State 73
@Southeast Missouri 91, UMKC 81
@SIUE 77, Crowley's Ridge 48

Thursday, January 30

*@Eastern Kentucky 89, UT Martin 66
*Tennessee State 81, @Tennessee Tech 68

Friday, January 31

*Murray State 96, @Austin Peay 88

Saturday, February 1

*@Morehead State 65, Jacksonville State 54
*@Eastern Illinois 76, SIUE 70
*@Eastern Kentucky 79, Southeast Missouri 78
*@Tennessee Tech 81, Belmont 76

Tuesday, February 4

@Eastern Kentucky 74, Chattanooga 63

Thursday, February 6

*Austin Peay 75, @Tennessee State 65
*@SIUE 93, Southeast Missouri 88 (OT)
*@Eastern Illinois 91, UT Martin 79
*@Belmont 99, Murray State 96

Saturday, February 8

*Morehead State 86, @Eastern Kentucky 79
*Tennessee Tech 72, @Jacksonville State 60
*Southeast Missouri 74, @Eastern Illinois 68
*@Belmont 93, Austin Peay 68
*Murray State 73, @Tennessee State 65
*@SIUE 84, UT Martin 78

Wednesday, February 12

*UT Martin 79, @Southeast Missouri 70

Thursday, February 13

*@Austin Peay 88, Eastern Illinois 83
*Morehead State 69, @Jacksonville State 67
*@Murray State 82, SIUE 72
*@Tennessee Tech 72, Eastern Kentucky 66
*@Belmont 73, Tennessee State 71

Saturday, February 15

*Eastern Kentucky 86, @Jacksonville State 65
*SIUE 83, @Austin Peay 68
*Morehead State 79, @Tennessee Tech 53
*@Murray State 72, Eastern Illinois 60

Wednesday, February 19

*@Morehead State 90, Austin Peay 88 (2OT)

Thursday, February 20

*Tennessee Tech 91, @UT Martin 83
*@Southeast Missouri 87, Jacksonville State 70
*@Belmont 82, Eastern Illinois 63
*@Tennessee State 66, SIUE 61

Saturday, February 22

*Southeast Missouri 77, @UT Martin 74
*@Murray State 69, Morehead State 58
*@Tennessee Tech 69, Jacksonville State 57
*Eastern Kentucky 96, @Austin Peay 75

Monday, February 24

@Eastern Illinois 84, Chicago State 62

Wednesday, February 26

*Belmont 94, @SIUE 75

Thursday, February 27

*@Eastern Kentucky 74, Tennessee Tech 67
*Tennessee State 70, @Morehead State 68
*@Southeast Missouri 83, Austin Peay 80
*Murray State 86, @UT Martin 72

Saturday, March 1

*Austin Peay 88, @UT Martin 85
*Belmont 76, @Jacksonville State 53
*Eastern Illinois 78, @SIUE 74
*@Southeast Missouri 118, Murray State 115 (2OT)
*@Eastern Kentucky 70, Tennessee State 66
*Tennessee Tech 91, @Morehead State 84

Wednesday, March 5

OVC Tournament - First Round (Municipal Auditorium - Nashville, Tenn.)
#5 Tennessee Tech 74, #8 SIUE 67
#6 Southeast Missouri 79, #7 Eastern Illinois 61

Thursday, March 6

OVC Tournament - Quarterfinals (Municipal Auditorium - Nashville, Tenn.)
#4 Morehead State 76, #5 Tennessee Tech 61
#3 Eastern Kentucky 84, #6 Southeast Missouri 76

Friday, March 7

OVC Tournament - Semifinals (Municipal Auditorium - Nashville, Tenn.)
#1 Belmont 86, #4 Morehead State 63
#3 Eastern Kentucky 86, #2 Murray State 83

Saturday, March 8

OVC Tournament - Championship (Municipal Auditorium - Nashville, Tenn.)
#3 Eastern Kentucky 79, #1 Belmont 73

Tuesday, March 18

NIT - First Round
#5 Belmont 80, @#4 Green Bay 65

Wednesday, March 19

CBI - First Round
@Illinois State 77, Morehead State 67

CIT - First Round

Murray State 66, @Missouri State 63

Friday, March 21

NCAA Tournament - Second Round (St. Louis, Mo.)
#2 Kansas 80, #15 Eastern Kentucky 69

NIT - Second Round

@#5 Belmont 82, Robert Morris 71

Monday, March 24

CIT - Second Round
@Murray State, Nebraska-Omaha

Tuesday, March 25

NIT - Quarterfinals
@Clemson 73, Belmont 68

Thursday, March 27

CIT - Quarterfinals
@Murray State 85, Towson 73

Tuesday, April 1

CIT - Semifinals
@Murray State 98, Pacific 75

Thursday, April 3

CIT Championship
@Murray State 65, Yale 57

2013-14 Ohio Valley Conference
CONFERENCE BASKETBALL STATISTICS
Through games of Apr 30, 2014 (All games)

SCORING OFFENSE	G	W-L	Pts	Avg/G
1. Southeast Missouri	32	18-14	2654	82.9
2. Belmont	36	26-10	2876	79.9
3. Eastern Kentucky	34	24-10	2677	78.7
4. Murray State	34	23-11	2647	77.9
5. Morehead State	34	20-14	2603	76.6
6. Austin Peay	30	12-18	2287	76.2
7. UT Martin	31	8-23	2304	74.3
8. SIUE	31	11-20	2264	73.0
9. Tennessee Tech	33	17-16	2376	72.0
10. Tennessee State	30	5-25	2061	68.7
11. Eastern Illinois	30	11-19	2030	67.7
12. Jacksonville State	31	10-21	2014	65.0

SCORING DEFENSE	G	Pts	Avg/G
1. Jacksonville State	31	2176	70.2
2. Eastern Kentucky	34	2411	70.9
3. Murray State	34	2446	71.9
4. Tennessee Tech	33	2376	72.0
5. Morehead State	34	2483	73.0
6. Eastern Illinois	30	2206	73.5
7. Belmont	36	2661	73.9
8. Tennessee State	30	2265	75.5
9. SIUE	31	2364	76.3
10. Southeast Missouri	32	2514	78.6
11. Austin Peay	30	2368	78.9
12. UT Martin	31	2526	81.5

SCORING MARGIN	G	Offense	Defense	Margin
1. Eastern Kentucky	34	78.7	70.9	+7.8
2. Belmont	36	79.9	73.9	+6.0
3. Murray State	34	77.9	71.9	+5.9
4. Southeast Missouri	32	82.9	78.6	+4.4
5. Morehead State	34	76.6	73.0	+3.5
6. Tennessee Tech	33	72.0	72.0	+0.0
7. Austin Peay	30	76.2	78.9	-2.7
8. SIUE	31	73.0	76.3	-3.2
9. Jacksonville State	31	65.0	70.2	-5.2
10. Eastern Illinois	30	67.7	73.5	-5.9
11. Tennessee State	30	68.7	75.5	-6.8
12. UT Martin	31	74.3	81.5	-7.2

FREE THROW PCT	G	FTM	FTA	Pct.
1. Eastern Kentucky	34	600	798	.752
2. Belmont	36	587	794	.739
3. UT Martin	31	502	692	.725
4. Eastern Illinois	30	472	660	.715
5. Tennessee State	30	500	714	.700
6. Morehead State	34	693	992	.699
7. Southeast Missouri	32	514	743	.692
8. Tennessee Tech	33	547	808	.677
9. Jacksonville State	31	469	695	.675
10. Murray State	34	593	883	.672
11. Austin Peay	30	535	804	.665
12. SIUE	31	429	645	.665

FIELD GOAL PERCENTAGE	G	FGM	FGA	Pct.
1. Southeast Missouri	32	961	1924	.499
2. Belmont	36	983	1973	.498
3. Austin Peay	30	797	1632	.488
4. Eastern Kentucky	34	881	1810	.487
5. Murray State	34	901	1898	.475
6. SIUE	31	806	1715	.470
7. Tennessee Tech	33	822	1810	.454
8. Morehead State	34	861	1927	.447
9. Eastern Illinois	30	703	1598	.440
10. Tennessee State	30	707	1647	.429
11. UT Martin	31	792	1870	.424
12. Jacksonville State	31	685	1633	.419

FIELD GOAL PCT DEFENSE	G	FGM	FGA	Pct.
1. Murray State	34	896	2012	.445
2. Southeast Missouri	32	839	1882	.446
3. Morehead State	34	809	1806	.448
4. Tennessee Tech	33	776	1729	.449
5. Belmont	36	914	1989	.460
6. Austin Peay	30	838	1817	.461
7. Tennessee State	30	744	1606	.463
8. Eastern Illinois	30	745	1591	.468
9. Jacksonville State	31	746	1559	.479
10. Eastern Kentucky	34	793	1631	.486
11. SIUE	31	851	1713	.497
12. UT Martin	31	872	1675	.521

3-POINT FG PCT	G	3FGM	3FGA	Pct.
1. Belmont	36	323	823	.392
2. Eastern Kentucky	34	315	807	.390
3. SIUE	31	223	590	.378
4. Murray State	34	252	671	.376
5. Southeast Missouri	32	218	607	.359
6. Austin Peay	30	158	459	.344
7. UT Martin	31	218	636	.343
8. Tennessee Tech	33	185	565	.327
9. Jacksonville State	31	175	541	.323
10. Eastern Illinois	30	152	476	.319
11. Morehead State	34	188	629	.299
12. Tennessee State	30	147	502	.293

3-POINT FG PCT DEFENSE	G	3FGM	3FGA	Pct.
1. Murray State	34	185	574	.322
2. Tennessee State	30	184	545	.338
3. SIUE	31	184	533	.345
4. Morehead State	34	211	609	.346
5. Belmont	36	248	709	.350
6. Tennessee Tech	33	189	538	.351
7. Eastern Kentucky	34	204	577	.354
8. Austin Peay	30	234	651	.359
9. Southeast Missouri	32	244	654	.373
10. UT Martin	31	194	516	.376
11. Jacksonville State	31	164	432	.380
12. Eastern Illinois	30	205	524	.391

**2013-14 Ohio Valley Conference
CONFERENCE BASKETBALL STATISTICS
Through games of Apr 30, 2014 (All games)**

REBOUNDING OFFENSE	G	Rebounds	Avg/G
1. Morehead State	34	1309	38.5
2. Southeast Missouri	32	1191	37.2
3. Murray State	34	1233	36.3
4. Tennessee Tech	33	1171	35.5
5. Tennessee State	30	1007	33.6
6. Austin Peay	30	999	33.3
7. Eastern Illinois	30	971	32.4
8. UT Martin	31	982	31.7
9. Belmont	36	1123	31.2
10. SIUE	31	963	31.1
11. Jacksonville State	31	950	30.6
12. Eastern Kentucky	34	884	26.0

REBOUNDING DEFENSE	G	Rebounds	Avg/G
1. Morehead State	34	1038	30.5
2. Tennessee Tech	33	1067	32.3
3. Eastern Kentucky	34	1110	32.6
4. Belmont	36	1177	32.7
5. Eastern Illinois	30	988	32.9
6. Southeast Missouri	32	1063	33.2
7. Jacksonville State	31	1046	33.7
8. SIUE	31	1054	34.0
9. Murray State	34	1160	34.1
10. Tennessee State	30	1029	34.3
11. Austin Peay	30	1052	35.1
12. UT Martin	31	1129	36.4

REBOUNDING MARGIN		G	Team	Avg.	Opp.	Avg. Margin
1.	Morehead State	34	1309	38.5	1038	30.5 +8.0
2.	Southeast Missouri	32	1191	37.2	1063	33.2 +4.0
3.	Tennessee Tech	33	1171	35.5	1067	32.3 +3.2
4.	Murray State	34	1233	36.3	1160	34.1 +2.1
5.	Eastern Illinois	30	971	32.4	988	32.9 -0.6
6.	Tennessee State	30	1007	33.6	1029	34.3 -0.7
7.	Belmont	36	1123	31.2	1177	32.7 -1.5
8.	Austin Peay	30	999	33.3	1052	35.1 -1.8
9.	SIUE	31	963	31.1	1054	34.0 -2.9
10.	Jacksonville State	31	950	30.6	1046	33.7 -3.1
11.	UT Martin	31	982	31.7	1129	36.4 -4.7
12.	Eastern Kentucky	34	884	26.0	1110	32.6 -6.6

BLOCKED SHOTS	G	No.	Avg/G
1. Austin Peay	30	156	5.2
2. Eastern Illinois	30	144	4.8
3. Tennessee Tech	33	154	4.7
4. Murray State	34	148	4.4
5. Southeast Missouri	32	136	4.3
6. Jacksonville State	31	110	3.5
7. Morehead State	34	104	3.1
8. SIUE	31	94	3.0
9. Tennessee State	30	84	2.8
10. UT Martin	31	82	2.6
11. Belmont	36	88	2.4
12. Eastern Kentucky	34	67	2.0

ASSISTS	G	No.	Avg/G
1. Southeast Missouri	32	533	16.7
2. Belmont	36	571	15.9
3. Austin Peay	30	444	14.8
4. Eastern Kentucky	34	498	14.6
5. SIUE	31	435	14.0
6. UT Martin	31	426	13.7
7. Morehead State	34	456	13.4
8. Murray State	34	446	13.1
9. Tennessee Tech	33	408	12.4
10. Eastern Illinois	30	359	12.0
11. Jacksonville State	31	366	11.8
12. Tennessee State	30	314	10.5

STEALS	G	No.	Avg/G
1. Eastern Kentucky	34	299	8.8
2. Morehead State	34	271	8.0
3. UT Martin	31	234	7.5
4. Tennessee Tech	33	245	7.4
5. Southeast Missouri	32	228	7.1
6. Belmont	36	248	6.9
7. Austin Peay	30	206	6.9
8. SIUE	31	212	6.8
9. Jacksonville State	31	195	6.3
10. Murray State	34	203	6.0
11. Eastern Illinois	30	171	5.7
12. Tennessee State	30	163	5.4

TURNOVER MARGIN		G	Team	Avg.	Opp.	Avg.	Margin
1.	Eastern Kentucky	34	359	10.6	574	16.9	+6.3
2.	UT Martin	31	361	11.6	437	14.1	+2.5
3.	Belmont	36	463	12.9	517	14.4	+1.5
4.	Jacksonville State	31	351	11.3	376	12.1	+0.8
5.	SIUE	31	429	13.8	433	14.0	+0.1
6.	Morehead State	34	530	15.6	518	15.2	-0.4
7.	Murray State	34	420	12.4	400	11.8	-0.6
8.	Tennessee Tech	33	498	15.1	470	14.2	-0.8
9.	Southeast Missouri	32	419	13.1	388	12.1	-1.0
10.	Tennessee State	30	371	12.4	335	11.2	-1.2
11.	Eastern Illinois	30	399	13.3	361	12.0	-1.3
12.	Austin Peay	30	471	15.7	430	14.3	-1.4

ASSIST/TURNOVER RATIO	G	Ast.	Avg.	T/O	Avg.	Ratio
1. Eastern Kentucky	34	498	14.6	359	10.6	1.4
2. Southeast Missouri	32	533	16.7	419	13.1	1.3
3. Belmont	36	571	15.9	463	12.9	1.2
4. UT Martin	31	426	13.7	361	11.6	1.2
5. Murray State	34	446	13.1	420	12.4	1.1
6. Jacksonville State	31	366	11.8	351	11.3	1.0
7. SIUE	31	435	14.0	429	13.8	1.0
8. Austin Peay	30	444	14.8	471	15.7	0.9
9. Eastern Illinois	30	359	12.0	399	13.3	0.9
10. Morehead State	34	456	13.4	530	15.6	0.9
11. Tennessee State	30	314	10.5	371	12.4	0.8
12. Tennessee Tech	33	408	12.4	498	15.1	0.8

**2013-14 Ohio Valley Conference
CONFERENCE BASKETBALL STATISTICS
Through games of Apr 30, 2014 (All games)**

OFFENSIVE REBOUNDS	G	No.	Avg/G
1. Morehead State	34	482	14.2
2. Tennessee Tech	33	412	12.5
3. Murray State	34	397	11.7
4. Tennessee State	30	344	11.5
5. UT Martin	31	350	11.3
6. Southeast Missouri	32	360	11.3
7. Jacksonville State	31	336	10.8
8. Eastern Illinois	30	315	10.5
9. Austin Peay	30	298	9.9
10. SIUE	31	298	9.6
11. Belmont	36	315	8.8
12. Eastern Kentucky	34	243	7.1

DEFENSIVE REBOUNDS	G	No.	Avg/G
1. Southeast Missouri	32	831	26.0
2. Murray State	34	836	24.6
3. Morehead State	34	827	24.3
4. Austin Peay	30	701	23.4
5. Tennessee Tech	33	759	23.0
6. Belmont	36	808	22.4
7. Tennessee State	30	663	22.1
8. Eastern Illinois	30	656	21.9
9. SIUE	31	665	21.5
10. UT Martin	31	632	20.4
11. Jacksonville State	31	614	19.8
12. Eastern Kentucky	34	641	18.9

DEFENSIVE REB PCT.	G	D-Reb	Opp. OR	D-Reb%
1. Morehead State	34	827	310	.727
2. Southeast Missouri	32	831	331	.715
3. Tennessee Tech	33	759	347	.686
4. Eastern Illinois	30	656	305	.683
5. UT Martin	31	632	300	.678
6. Murray State	34	836	401	.676
7. Tennessee State	30	663	319	.675
8. SIUE	31	665	325	.672
9. Belmont	36	808	396	.671
10. Jacksonville State	31	614	311	.664
11. Eastern Kentucky	34	641	325	.664
12. Austin Peay	30	701	364	.658

OFFENSIVE REB PCT.	G	O-Reb	Opp. DR	O-Reb%
1. Morehead State	34	482	728	.398
2. Tennessee Tech	33	412	720	.364
3. Murray State	34	397	759	.343
4. Southeast Missouri	32	360	732	.330
5. Tennessee State	30	344	710	.326
6. Eastern Illinois	30	315	683	.316
7. Jacksonville State	31	336	735	.314
8. Austin Peay	30	298	688	.302
9. UT Martin	31	350	829	.297
10. SIUE	31	298	729	.290
11. Belmont	36	315	781	.287
12. Eastern Kentucky	34	243	785	.236

3-POINT FG MADE	G	No.	Avg/G
1. Eastern Kentucky	34	315	9.3
2. Belmont	36	323	9.0
3. Murray State	34	252	7.4
4. SIUE	31	223	7.2
5. UT Martin	31	218	7.0
6. Southeast Missouri	32	218	6.8
7. Jacksonville State	31	175	5.6
8. Tennessee Tech	33	185	5.6
9. Morehead State	34	188	5.5
10. Austin Peay	30	158	5.3
11. Eastern Illinois	30	152	5.1
12. Tennessee State	30	147	4.9

**2013-14 Ohio Valley Conference
CONFERENCE BASKETBALL STATISTICS
Through games of Apr 30, 2014 (All games)**

East

Team	Conference	Pct.	PF	PA	Overall	Pct.	PF	PA
Belmont	14-2	.875	81.9	72.6	26-10	.722	79.9	73.9
Eastern Kentucky	11-5	.688	79.2	72.8	24-10	.706	78.7	70.9
Morehead State	10-6	.625	75.0	72.4	20-14	.588	76.6	73.0
Tennessee Tech	9-7	.562	70.2	72.9	17-16	.515	72.0	72.0
Jacksonville State	4-12	.250	62.4	68.8	10-21	.323	65.0	70.2
Tennessee State	4-12	.250	70.8	75.3	5-25	.167	68.7	75.5

Current unbeaten streak

Murray State -- 5
Austin Peay -- 1

West

Team	Conference	Pct.	PF	PA	Overall	Pct.	PF	PA
Murray State	13-3	.812	82.7	72.9	23-11	.676	77.9	71.9
Southeast Missouri	8-8	.500	82.9	83.1	18-14	.562	82.9	78.6
Eastern Illinois	7-9	.438	72.4	75.9	11-19	.367	67.7	73.5
SIUE	7-9	.438	73.6	74.7	11-20	.355	73.0	76.3
Austin Peay	6-10	.375	76.2	80.2	12-18	.400	76.2	78.9
UT Martin	3-13	.188	77.4	83.2	8-23	.258	74.3	81.5

TEAM SUMMARIES	G	PF-PA	Avg score	Margin	FG-FGA	Pct.	3FG-FGA	Pct.	FT-FTA	Pct.	RebF	RebA	Margin
Austin Peay	30	2287-2368	76.2-78.9	-2.7	797-1632	.488	158-459	.344	535-804	.665	999	1052	-1.8
Belmont	36	2876-2661	79.9-73.9	+6.0	983-1973	.498	323-823	.392	587-794	.739	1123	1177	-1.5
Eastern Illinois	30	2030-2206	67.7-73.5	-5.9	703-1598	.440	152-476	.319	472-660	.715	971	988	-0.6
Eastern Kentucky	34	2677-2411	78.7-70.9	+7.8	881-1810	.487	315-807	.390	600-798	.752	884	1110	-6.6
Jacksonville State	31	2014-2176	65.0-70.2	-5.2	685-1633	.419	175-541	.323	469-695	.675	950	1046	-3.1
Morehead State	34	2603-2483	76.6-73.0	+3.5	861-1927	.447	188-629	.299	693-992	.699	1309	1038	+8.0
Murray State	34	2647-2446	77.9-71.9	+5.9	901-1898	.475	252-671	.376	593-883	.672	1233	1160	+2.1
SIUE	31	2264-2364	73.0-76.3	-3.2	806-1715	.470	223-590	.378	429-645	.665	963	1054	-2.9
Southeast Missouri	32	2654-2514	82.9-78.6	+4.4	961-1924	.499	218-607	.359	514-743	.692	1191	1063	+4.0
Tennessee State	30	2061-2265	68.7-75.5	-6.8	707-1647	.429	147-502	.293	500-714	.700	1007	1029	-0.7
Tennessee Tech	33	2376-2376	72.0-72.0	+0.0	822-1810	.454	185-565	.327	547-808	.677	1171	1067	+3.2
UT Martin	31	2304-2526	74.3-81.5	-7.2	792-1870	.424	218-636	.343	502-692	.725	982	1129	-4.7

ATTENDANCE	Home	Average	Away	Average	Neutral	Average	Total	Average
Austin Peay	14-37959	2711	14-48897	3493	2-3114	1557	30-89970	2999
Belmont	14-38067	2719	18-99454	5525	4-10208	2552	36-147729	4104
Eastern Illinois	14-12961	926	15-48141	3209	1-1123	1123	30-62225	2074
Eastern Kentucky	14-41800	2986	14-55364	3955	6-27408	4568	34-124572	3664
Jacksonville State	13-18723	1440	16-50081	3130	2-918	459	31-69722	2249
Morehead State	14-33257	2376	16-69617	4351	4-9298	2324	34-112172	3299
Murray State	18-61695	3428	15-60081	4005	1-3650	3650	34-125426	3689
SIUE	14-24572	1755	14-42362	3026	3-2616	872	31-69550	2244
Southeast Missouri	13-25779	1983	14-48012	3429	5-2771	554	32-76562	2393
Tennessee State	13-20378	1568	15-58258	3884	2-6017	3008	30-84653	2822
Tennessee Tech	14-22471	1605	15-41275	2752	4-4678	1170	33-68424	2073
UT Martin	15-25802	1720	16-61607	3850	0-0	0	31-87409	2820
Totals	170-363464	2138	182-683149	3754	34-71801	2112	386-1118414	2897

**2013-14 Ohio Valley Conference
INDIVIDUAL BASKETBALL STATISTICS
Through games of Apr 30, 2014 (All games)**

To be ranked, a player must appear in at least 75.0% of their team's games.

SCORING								REBOUNDING							
	CI	G	FG	3FG	FT	Pts	Avg/G		CI	G	Off	Def	Total	Avg/G	
1. MILLER, Patrick-TSU	Sr	30	230	44	208	712	23.7	1. POSTHUMUS, Chad-MOR	Sr	34	145	225	370	10.9	
2. STONE, Tyler-SEMO	Sr	30	223	23	109	578	19.3	2. WILLIAMS, Jarvis-MUR	Jr	34	128	210	338	9.9	
3. BRADLEY, Jarekious-SEMO	Jr	32	218	75	97	608	19.0	3. HORTON, Chris-APSU	So	30	100	185	285	9.5	
4. COSEY, Glenn-EKU	Sr	34	187	115	148	637	18.7	4. STONE, Tyler-SEMO	Sr	30	73	211	284	9.5	
5. MANN, JJ-BEL	Sr	36	218	89	135	660	18.3	5. RHETT, M.J.-TSU	Jr	29	87	178	265	9.1	
6. WARNER, Angelo-MOR	Jr	34	183	56	174	596	17.5	6. BLANFORD, Sherman-EIU	Sr	30	89	150	239	8.0	
7. PAYNE, Cameron-MUR	Fr	34	190	72	120	572	16.8	7. FAIRELL, Jonathan-MUR	Jr	34	97	134	231	6.8	
8. BETRAN, Travis-APSU	Sr	30	147	75	107	476	15.9	8. TAYLOR, Myles-UTM	Jr	28	66	111	177	6.3	
9. BRADSHAW, Craig-BEL	Jr	35	191	65	102	549	15.7	9. BRADLEY, Jarekious-SEMO	Jr	32	48	153	201	6.3	
10. WILLIAMS, Jarvis-MUR	Jr	34	184	0	137	505	14.9	10. JOHNSON, Nino-SEMO	Jr	30	63	118	181	6.0	
11. SMITH, Terence-UTM	Jr	31	134	60	125	453	14.6	11. OGBE, Dennis-TTU	Sr	33	80	112	192	5.8	
12. TAYLOR, Myles-UTM	Jr	28	144	8	113	409	14.6	12. CALDWELL, Dwan-TTU	Jr	33	88	95	183	5.5	
13. BLANFORD, Sherman-EIU	Sr	30	155	0	126	436	14.5	13. EUBANKS, Kennedy-TSU	Jr	29	36	118	154	5.3	
14. WALDEN, Corey-EKU	Jr	34	151	39	129	470	13.8	14. COOK, Nick-JSU	Sr	31	64	98	162	5.2	
15. HORTON, Chris-APSU	So	30	163	0	71	397	13.2	15. TRIGGS, Will-APSU	Sr	30	47	109	156	5.2	
16. MOSS, Jeffery-MUR	So	34	147	58	96	448	13.2	16. JACKSON, Keaton-SIUE	Jr	31	56	98	154	5.0	
17. RACKLEY, Darion-JSU	Jr	30	108	30	148	394	13.1	17. FELDER, D.J.-JSU	Jr	30	49	98	147	4.9	
18. SMITH, Reggie-EIU	Jr	26	99	29	113	340	13.1	18. WARNER, Angelo-MOR	Jr	34	54	109	163	4.8	
19. LIABO, Mike-UTM	Sr	24	104	52	34	294	12.3	19. MANN, JJ-BEL	Sr	36	15	157	172	4.8	
20. STEWART, Donivine-SIUE	So	31	132	43	71	378	12.2	20. JENKINS, Blake-BEL	Sr	35	58	108	166	4.7	
21. TRIGGS, Will-APSU	Sr	30	124	0	115	363	12.1								
22. ARRINGTON, Brent-MOR	So	34	128	46	99	401	11.8								
23. WILLIAMS, Brian-JSU	Sr	29	113	23	76	325	11.2								
24. CHAMBERLAIN, Reece-BEL	Jr	31	104	22	107	337	10.9								
25. RHETT, M.J.-TSU	Jr	29	112	0	91	315	10.9								
26. CALDWELL, Dwan-TTU	Jr	33	137	0	80	354	10.7								
27. OGBE, Dennis-TTU	Sr	33	128	9	85	350	10.6								
28. SAMARRIPPAS, Jeremia-TTU	Sr	33	112	60	61	345	10.5								
29. NEWELL, Marshun-UTM	Jr	31	108	26	82	324	10.5								
30. WINDLER, Drew-BEL	Sr	36	126	81	40	373	10.4								

FIELD GOAL PCT						ASSISTS			
	CI	G	FGM	FGA	Pct.		CI	G	No. Avg/G
1. JACKSON, Keaton-SIUE	Jr	31	111	150	.740	1. NUTT, Lucas-SEMO	Sr	32	191 6.0
2. BRADDS, Evan-BEL	Fr	35	112	172	.651	2. SMITH, Damarius-APSU	Jr	25	139 5.6
3. STUTZ, Eric-EKU	Jr	34	110	169	.651	3. CHAMBERLAIN, Reece-BEL	Jr	31	170 5.5
4. WILLIAMS, Jarvis-MUR	Jr	34	184	284	.648	4. PAYNE, Cameron-MUR	Fr	34	185 5.4
5. OGBE, Dennis-TTU	Sr	33	128	210	.610	5. STOREY, Kareem-MOR	Jr	32	162 5.1
6. HORTON, Chris-APSU	So	30	163	274	.595	6. SAMARRIPPAS, Jeremia-TTU	Sr	33	158 4.8
7. TRIGGS, Will-APSU	Sr	30	124	217	.571	7. STEWART, Donivine-SIUE	So	31	139 4.5
8. STONE, Tyler-SEMO	Sr	30	223	410	.544	8. COSEY, Glenn-EKU	Sr	34	142 4.2
9. RHETT, M.J.-TSU	Jr	29	112	207	.541	9. MILLER, Patrick-TSU	Sr	30	123 4.1
10. CALDWELL, Dwan-TTU	Jr	33	137	254	.539	10. WILLIAMS, Brian-JSU	Sr	29	101 3.5
11. FELDER, D.J.-JSU	Jr	30	100	190	.526	11. NEWELL, Marshun-UTM	Jr	31	107 3.5
12. CLEVELAND, Antonius-SEMO	Fr	32	107	204	.525	12. SMITH, Reggie-EIU	Jr	26	85 3.3
13. BLANFORD, Sherman-EIU	Sr	30	155	299	.518	13. BRADSHAW, Craig-BEL	Jr	35	111 3.2
14. LEWIS, Marcus-EKU	Sr	34	127	247	.514	14. WARNER, Angelo-MOR	Jr	34	103 3.0
15. TAYLOR, Myles-UTM	Jr	28	144	283	.509	15. WALDEN, Corey-EKU	Jr	34	100 2.9

**2013-14 Ohio Valley Conference
INDIVIDUAL BASKETBALL STATISTICS
Through games of Apr 30, 2014 (All games)**

FREE THROW PCT	CI	G	FTM	FTA	Pct.
1. BETRAN, Travis-APSU	Sr	30	107	122	.877
2. MANN, JJ-BEL	Sr	36	135	155	.871
3. COSEY, Glenn-EKU	Sr	34	148	176	.841
4. WALDEN, Corey-EKU	Jr	34	129	155	.832
5. SMITH, Terence-UTM	Jr	31	125	152	.822
6. WARNER, Angelo-MOR	Jr	34	174	212	.821
7. NUTT, Lucas-SEMO	Sr	32	80	98	.816
8. BRADSHAW, Craig-BEL	Jr	35	102	126	.810
9. MOSS, Jeffery-MUR	So	34	96	120	.800
10. STEWART, Donivine-SIUE	So	31	71	90	.789
11. MILLER, Patrick-TSU	Sr	30	208	268	.776
12. BRADLEY, Jarekious-SEMO	Jr	32	97	125	.776
13. PAYNE, Cameron-MUR	Fr	34	120	155	.774
STUTZ, Eric-EKU	Jr	34	72	93	.774
15. CHAMBERLAIN, Reece-BEL	Jr	31	107	142	.754

STEALS	CI	G	No.	Avg/G
1. WALDEN, Corey-EKU	Jr	34	76	2.2
2. MANN, JJ-BEL	Sr	36	77	2.1
3. WARNER, Angelo-MOR	Jr	34	67	2.0
4. ARRINGTON, Brent-MOR	So	34	66	1.9
5. PAYNE, Cameron-MUR	Fr	34	57	1.7
6. MILLER, Patrick-TSU	Sr	30	49	1.6
7. LEWIS, Marcus-EKU	Sr	34	55	1.6
8. STEWART, Donivine-SIUE	So	31	50	1.6
9. CHAMBERLAIN, Reece-BEL	Jr	31	44	1.4
10. SAMARRIPPAS, Jeremia-TTU	Sr	33	46	1.4
11. CHILDS, Justin-UTM	Sr	31	43	1.4
12. NEWELL, Marshun-UTM	Jr	31	42	1.4
13. BRADSHAW, Craig-BEL	Jr	35	45	1.3
14. SMITH, Damarius-APSU	Jr	25	32	1.3
15. SMITH, Reggie-EIU	Jr	26	33	1.3

3-POINT FG PCT	CI	G	3FG	FGA	Pct.
1. WINDLER, Drew-BEL	Sr	36	81	176	.460
2. WILTZ, Maurice-SIUE	Jr	30	48	106	.453
3. SMITH, Terence-UTM	Jr	31	60	137	.438
4. JOHNSON, Tarius-EKU	Sr	34	38	89	.427
5. COSEY, Glenn-EKU	Sr	34	115	270	.426
6. WILLIAMS, Orlando-EKU	Sr	34	50	119	.420
7. FIELDS, Dexter-MUR	Sr	34	76	181	.420
8. MITCHEM, Undra-JSU	Fr	31	40	99	.404
9. BRADSHAW, Craig-BEL	Jr	35	65	164	.396
10. DAVIS, Kris-SIUE	Jr	29	35	89	.393
11. MANN, JJ-BEL	Sr	36	89	228	.390
12. MOSS, Jeffery-MUR	So	34	58	153	.379
13. STEWART, Donivine-SIUE	So	31	43	115	.374
14. BRADLEY, Jarekious-SEMO	Jr	32	75	201	.373
15. NOBLES, Jacquan-TSU	Sr	24	29	79	.367

3-POINT FG MADE	CI	G	3FG	Avg/G
1. COSEY, Glenn-EKU	Sr	34	115	3.4
2. BETRAN, Travis-APSU	Sr	30	75	2.5
3. MANN, JJ-BEL	Sr	36	89	2.5
4. BRADLEY, Jarekious-SEMO	Jr	32	75	2.3
5. WINDLER, Drew-BEL	Sr	36	81	2.3
6. FIELDS, Dexter-MUR	Sr	34	76	2.2
7. LIABO, Mike-UTM	Sr	24	52	2.2
8. PAYNE, Cameron-MUR	Fr	34	72	2.1
9. SMITH, Terence-UTM	Jr	31	60	1.9
10. BRADSHAW, Craig-BEL	Jr	35	65	1.9
11. SAMARRIPPAS, Jeremia-TTU	Sr	33	60	1.8
12. MOSS, Jeffery-MUR	So	34	58	1.7
13. WARNER, Angelo-MOR	Jr	34	56	1.6
14. WILTZ, Maurice-SIUE	Jr	30	48	1.6
15. WILLIAMS, Orlando-EKU	Sr	34	50	1.5

BLOCKED SHOTS	CI	G	No.	Avg/G
1. HORTON, Chris-APSU	So	30	92	3.1
2. JACKSON, Keaton-SIUE	Jr	31	65	2.1
3. WILLIAMS, Jarvis-MUR	Jr	34	60	1.8
4. STONE, Tyler-SEMO	Sr	30	46	1.5
5. HUNTER, Jamal-JSU	Jr	31	45	1.5
6. CARTER, Ladon-TTU	Jr	31	38	1.2
7. FAIRELL, Jonathan-MUR	Jr	34	34	1.0
CALDWELL, Dwan-TTU	Jr	33	33	1.0
RHETT, M.J.-TSU	Jr	29	29	1.0
10. TAYLOR, Myles-UTM	Jr	28	27	1.0
11. BRADLEY, Jarekious-SEMO	Jr	32	30	0.9
12. JOHNSON, Nino-SEMO	Jr	30	28	0.9
13. WINDLER, Drew-BEL	Sr	36	33	0.9
14. PIOTROWSKI, Luke-EIU	So	30	26	0.9
15. OGBE, Dennis-TTU	Sr	33	27	0.8

ASSIST/TURNOVER RATIO	CI	G	Ast.	T/O	Ratio
1. NUTT, Lucas-SEMO	Sr	32	191	71	2.7
2. COSEY, Glenn-EKU	Sr	34	142	63	2.3
3. STEWART, Donivine-SIUE	So	31	139	62	2.2
4. WILLIAMS, Brian-JSU	Sr	29	101	47	2.1
5. CHAMBERLAIN, Reece-BEL	Jr	31	170	82	2.1
6. PAYNE, Cameron-MUR	Fr	34	185	110	1.7
7. SAMARRIPPAS, Jeremia-TTU	Sr	33	158	100	1.6
8. STOREY, Kareem-MOR	Jr	32	162	111	1.5
9. SMITH, Damarius-APSU	Jr	25	139	96	1.4
10. NEWELL, Marshun-UTM	Jr	31	107	78	1.4
11. MILLER, Patrick-TSU	Sr	30	123	100	1.2
12. BRADSHAW, Craig-BEL	Jr	35	111	94	1.2
13. WARNER, Angelo-MOR	Jr	34	103	89	1.2
14. SMITH, Reggie-EIU	Jr	26	85	74	1.1

**2013-14 Ohio Valley Conference
INDIVIDUAL BASKETBALL STATISTICS
Through games of Apr 30, 2014 (All games)**

OFFENSIVE REBOUNDS	Cl	G	No.	Avg/G
1. POSTHUMUS, Chad-MOR	Sr	34	145	4.3
2. WILLIAMS, Jarvis-MUR	Jr	34	128	3.8
3. HORTON, Chris-APSU	So	30	100	3.3
4. RHETT, M.J.-TSU	Jr	29	87	3.0
5. BLANFORD, Sherman-EIU	Sr	30	89	3.0
6. FAIRELL, Jonathan-MUR	Jr	34	97	2.9
7. CALDWELL, Dwan-TTU	Jr	33	88	2.7
8. STONE, Tyler-SEMO	Sr	30	73	2.4
9. OGBE, Dennis-TTU	Sr	33	80	2.4
10. TAYLOR, Myles-UTM	Jr	28	66	2.4
11. JOHNSON, Nino-SEMO	Jr	30	63	2.1
12. COOK, Nick-JSU	Sr	31	64	2.1
13. HUNTER, Jamal-JSU	Jr	31	62	2.0
14. CARTER, Ladon-TTU	Jr	31	60	1.9
15. JACKSON, Keaton-SIUE	Jr	31	56	1.8

DEFENSIVE REBOUNDS	Cl	G	No.	Avg/G
1. STONE, Tyler-SEMO	Sr	30	211	7.0
2. POSTHUMUS, Chad-MOR	Sr	34	225	6.6
3. WILLIAMS, Jarvis-MUR	Jr	34	210	6.2
4. HORTON, Chris-APSU	So	30	185	6.2
5. RHETT, M.J.-TSU	Jr	29	178	6.1
6. BLANFORD, Sherman-EIU	Sr	30	150	5.0
7. BRADLEY, Jarekious-SEMO	Jr	32	153	4.8
8. MANN, JJ-BEL	Sr	36	157	4.4
9. EUBANKS, Kennedy-TSU	Jr	29	118	4.1
10. TAYLOR, Myles-UTM	Jr	28	111	4.0
11. FAIRELL, Jonathan-MUR	Jr	34	134	3.9
12. JOHNSON, Nino-SEMO	Jr	30	118	3.9
13. TRIGGS, Will-APSU	Sr	30	109	3.6
14. OGBE, Dennis-TTU	Sr	33	112	3.4
15. WALDEN, Corey-EKU	Jr	34	115	3.4

MINUTES PLAYED	Cl	G	No.	Avg/G
1. MILLER, Patrick-TSU	Sr	30	1132	37.7
2. COSEY, Glenn-EKU	Sr	34	1233	36.3
3. MANN, JJ-BEL	Sr	36	1266	35.2
4. WARNER, Angelo-MOR	Jr	34	1184	34.8
5. MOSS, Jeffery-MUR	So	34	1170	34.4
6. STONE, Tyler-SEMO	Sr	30	1005	33.5
7. BETRAN, Travis-APSU	Sr	30	997	33.2
8. WILLIAMS, Brian-JSU	Sr	29	951	32.8
9. RHETT, M.J.-TSU	Jr	29	947	32.7
10. PAYNE, Cameron-MUR	Fr	34	1110	32.6

2013-14 Ohio Valley Conference
CONFERENCE BASKETBALL STATISTICS
Through games of Apr 30, 2014 (Conference games only)

SCORING OFFENSE	G	W-L	Pts	Avg/G
1. Southeast Missouri	16	8-8	1326	82.9
2. Murray State	16	13-3	1323	82.7
3. Belmont	16	14-2	1311	81.9
4. Eastern Kentucky	16	11-5	1267	79.2
5. UT Martin	16	3-13	1239	77.4
6. Austin Peay	16	6-10	1219	76.2
7. Morehead State	16	10-6	1200	75.0
8. SIUE	16	7-9	1178	73.6
9. Eastern Illinois	16	7-9	1159	72.4
10. Tennessee State	16	4-12	1132	70.8
11. Tennessee Tech	16	9-7	1124	70.2
12. Jacksonville State	16	4-12	999	62.4

SCORING DEFENSE	G	Pts	Avg/G
1. Jacksonville State	16	1101	68.8
2. Morehead State	16	1159	72.4
3. Belmont	16	1161	72.6
4. Eastern Kentucky	16	1164	72.8
5. Murray State	16	1166	72.9
6. Tennessee Tech	16	1167	72.9
7. SIUE	16	1195	74.7
8. Tennessee State	16	1205	75.3
9. Eastern Illinois	16	1214	75.9
10. Austin Peay	16	1283	80.2
11. Southeast Missouri	16	1330	83.1
12. UT Martin	16	1332	83.2

SCORING MARGIN	G	Offense	Defense	Margin
1. Murray State	16	82.7	72.9	+9.8
2. Belmont	16	81.9	72.6	+9.4
3. Eastern Kentucky	16	79.2	72.8	+6.4
4. Morehead State	16	75.0	72.4	+2.6
5. Southeast Missouri	16	82.9	83.1	-0.2
6. SIUE	16	73.6	74.7	-1.1
7. Tennessee Tech	16	70.2	72.9	-2.7
8. Eastern Illinois	16	72.4	75.9	-3.4
9. Austin Peay	16	76.2	80.2	-4.0
10. Tennessee State	16	70.8	75.3	-4.6
11. UT Martin	16	77.4	83.2	-5.8
12. Jacksonville State	16	62.4	68.8	-6.4

FREE THROW PCT	G	FTM	FTA	Pct.
1. Eastern Kentucky	16	292	380	.768
2. Morehead State	16	355	466	.762
3. Eastern Illinois	16	276	370	.746
4. UT Martin	16	253	341	.742
5. Belmont	16	266	366	.727
6. Tennessee State	16	278	395	.704
7. Jacksonville State	16	249	358	.696
8. Southeast Missouri	16	270	394	.685
9. Tennessee Tech	16	278	407	.683
10. Murray State	16	296	439	.674
11. Austin Peay	16	296	444	.667
12. SIUE	16	235	354	.664

FIELD GOAL PERCENTAGE	G	FGM	FGA	Pct.
1. Belmont	16	450	862	.522
2. Southeast Missouri	16	482	941	.512
3. Eastern Kentucky	16	414	828	.500
4. Austin Peay	16	422	849	.497
5. Murray State	16	448	910	.492
6. SIUE	16	414	862	.480
7. Tennessee Tech	16	379	830	.457
8. Eastern Illinois	16	400	876	.457
9. Morehead State	16	383	843	.454
10. UT Martin	16	429	952	.451
11. Tennessee State	16	383	854	.448
12. Jacksonville State	16	335	819	.409

FIELD GOAL PCT DEFENSE	G	FGM	FGA	Pct.
1. Morehead State	16	376	845	.445
2. Belmont	16	399	888	.449
3. Tennessee Tech	16	380	840	.452
4. Southeast Missouri	16	427	942	.453
5. Murray State	16	434	957	.454
6. Eastern Illinois	16	397	840	.473
7. Austin Peay	16	461	962	.479
8. SIUE	16	434	898	.483
9. Tennessee State	16	410	848	.483
10. Jacksonville State	16	381	783	.487
11. Eastern Kentucky	16	379	741	.511
12. UT Martin	16	461	882	.523

3-POINT FG PCT	G	3FGM	3FGA	Pct.
1. Belmont	16	145	344	.422
2. Eastern Kentucky	16	147	359	.409
3. SIUE	16	115	285	.404
4. Murray State	16	131	334	.392
5. UT Martin	16	128	342	.374
6. Austin Peay	16	79	221	.357
7. Tennessee Tech	16	88	256	.344
8. Tennessee State	16	88	261	.337
9. Southeast Missouri	16	92	274	.336
10. Eastern Illinois	16	83	252	.329
11. Morehead State	16	79	267	.296
12. Jacksonville State	16	80	277	.289

3-POINT FG PCT DEFENSE	G	3FGM	3FGA	Pct.
1. SIUE	16	89	301	.296
2. Murray State	16	86	264	.326
3. Morehead State	16	93	273	.341
4. Tennessee Tech	16	99	288	.344
5. Belmont	16	107	303	.353
6. Eastern Kentucky	16	91	252	.361
7. Austin Peay	16	132	352	.375
UT Martin	16	105	280	.375
9. Tennessee State	16	111	295	.376
10. Eastern Illinois	16	115	301	.382
11. Jacksonville State	16	79	203	.389
12. Southeast Missouri	16	148	360	.411

2013-14 Ohio Valley Conference
CONFERENCE BASKETBALL STATISTICS
Through games of Apr 30, 2014 (Conference games only)

REBOUNDING OFFENSE	G	Rebounds	Avg/G
1. Murray State	16	598	37.4
2. Southeast Missouri	16	587	36.7
3. Morehead State	16	586	36.6
4. Eastern Illinois	16	540	33.8
5. Tennessee Tech	16	535	33.4
6. Tennessee State	16	520	32.5
7. Austin Peay	16	508	31.8
SIUE	16	508	31.8
9. UT Martin	16	502	31.4
10. Belmont	16	484	30.3
11. Jacksonville State	16	468	29.3
12. Eastern Kentucky	16	392	24.5

REBOUNDING DEFENSE	G	Rebounds	Avg/G
1. Morehead State	16	457	28.6
2. Eastern Kentucky	16	487	30.4
3. Eastern Illinois	16	497	31.1
4. Tennessee State	16	516	32.2
5. Murray State	16	519	32.4
6. Tennessee Tech	16	520	32.5
7. Southeast Missouri	16	522	32.6
Belmont	16	522	32.6
9. Jacksonville State	16	541	33.8
10. SIUE	16	542	33.9
11. Austin Peay	16	548	34.2
12. UT Martin	16	557	34.8

REBOUNDING MARGIN		G	Team	Avg.	Opp.	Avg. Margin	
1.	Morehead State	16	586	36.6	457	28.6	+8.1
2.	Murray State	16	598	37.4	519	32.4	+4.9
3.	Southeast Missouri	16	587	36.7	522	32.6	+4.1
4.	Eastern Illinois	16	540	33.8	497	31.1	+2.7
5.	Tennessee Tech	16	535	33.4	520	32.5	+0.9
6.	Tennessee State	16	520	32.5	516	32.2	+0.2
7.	SIUE	16	508	31.8	542	33.9	-2.1
8.	Belmont	16	484	30.3	522	32.6	-2.4
9.	Austin Peay	16	508	31.8	548	34.2	-2.5
10.	UT Martin	16	502	31.4	557	34.8	-3.4
11.	Jacksonville State	16	468	29.3	541	33.8	-4.6
12.	Eastern Kentucky	16	392	24.5	487	30.4	-5.9

BLOCKED SHOTS	G	No.	Avg/G
1. Austin Peay	16	80	5.0
2. Tennessee Tech	16	79	4.9
3. Southeast Missouri	16	64	4.0
4. Morehead State	16	59	3.7
Jacksonville State	16	59	3.7
Murray State	16	59	3.7
Eastern Illinois	16	59	3.7
8. SIUE	16	48	3.0
9. UT Martin	16	46	2.9
10. Belmont	16	39	2.4
11. Tennessee State	16	37	2.3
12. Eastern Kentucky	16	28	1.8

ASSISTS	G	No.	Avg/G
1. Southeast Missouri	16	264	16.5
2. Belmont	16	249	15.6
3. Eastern Kentucky	16	229	14.3
4. UT Martin	16	227	14.2
5. Austin Peay	16	225	14.1
6. Murray State	16	217	13.6
7. SIUE	16	208	13.0
8. Tennessee Tech	16	207	12.9
9. Eastern Illinois	16	201	12.6
10. Morehead State	16	196	12.3
11. Jacksonville State	16	172	10.8
12. Tennessee State	16	169	10.6

STEALS	G	No.	Avg/G
1. UT Martin	16	129	8.1
2. Eastern Kentucky	16	121	7.6
3. Jacksonville State	16	112	7.0
Southeast Missouri	16	112	7.0
5. SIUE	16	109	6.8
6. Morehead State	16	107	6.7
7. Belmont	16	105	6.6
8. Austin Peay	16	103	6.4
9. Tennessee Tech	16	101	6.3
10. Murray State	16	92	5.8
11. Tennessee State	16	89	5.6
12. Eastern Illinois	16	84	5.3

TURNOVER MARGIN		G	Team	Avg.	Opp.	Avg. Margin	
1.	Eastern Kentucky	16	182	11.4	268	16.8	+5.4
2.	Belmont	16	198	12.4	229	14.3	+1.9
3.	Jacksonville State	16	182	11.4	206	12.9	+1.5
4.	UT Martin	16	186	11.6	202	12.6	+1.0
5.	SIUE	16	209	13.1	208	13.0	-0.1
6.	Tennessee State	16	189	11.8	184	11.5	-0.3
7.	Murray State	16	192	12.0	182	11.4	-0.6
8.	Austin Peay	16	229	14.3	216	13.5	-0.8
9.	Eastern Illinois	16	210	13.1	190	11.9	-1.2
10.	Tennessee Tech	16	239	14.9	210	13.1	-1.8
11.	Morehead State	16	249	15.6	211	13.2	-2.4
12.	Southeast Missouri	16	225	14.1	184	11.5	-2.6

ASSIST/TURNOVER RATIO	G	Ast.	Avg.	T/O	Avg.	Ratio
1. Eastern Kentucky	16	229	14.3	182	11.4	1.3
2. Belmont	16	249	15.6	198	12.4	1.3
3. UT Martin	16	227	14.2	186	11.6	1.2
4. Southeast Missouri	16	264	16.5	225	14.1	1.2
5. Murray State	16	217	13.6	192	12.0	1.1
6. SIUE	16	208	13.0	209	13.1	1.0
7. Austin Peay	16	225	14.1	229	14.3	1.0
8. Eastern Illinois	16	201	12.6	210	13.1	1.0
9. Jacksonville State	16	172	10.8	182	11.4	0.9
10. Tennessee State	16	169	10.6	189	11.8	0.9
11. Tennessee Tech	16	207	12.9	239	14.9	0.9
12. Morehead State	16	196	12.3	249	15.6	0.8

2013-14 Ohio Valley Conference
CONFERENCE BASKETBALL STATISTICS
Through games of Apr 30, 2014 (Conference games only)

OFFENSIVE REBOUNDS	G	No.	Avg/G
1. Morehead State	16	197	12.3
2. Murray State	16	195	12.2
3. Tennessee State	16	190	11.9
4. UT Martin	16	179	11.2
5. Eastern Illinois	16	178	11.1
6. Tennessee Tech	16	175	10.9
7. Southeast Missouri	16	168	10.5
8. Jacksonville State	16	161	10.1
9. Austin Peay	16	150	9.4
10. SIUE	16	149	9.3
11. Belmont	16	131	8.2
12. Eastern Kentucky	16	112	7.0

DEFENSIVE REBOUNDS	G	No.	Avg/G
1. Southeast Missouri	16	419	26.2
2. Murray State	16	403	25.2
3. Morehead State	16	389	24.3
4. Eastern Illinois	16	362	22.6
5. Tennessee Tech	16	360	22.5
6. SIUE	16	359	22.4
7. Austin Peay	16	358	22.4
8. Belmont	16	353	22.1
9. Tennessee State	16	330	20.6
10. UT Martin	16	323	20.2
11. Jacksonville State	16	307	19.2
12. Eastern Kentucky	16	280	17.5

DEFENSIVE REB PCT.	G	D-Reb	Opp. OR	D-Reb%
1. Morehead State	16	389	141	.734
2. Southeast Missouri	16	419	159	.725
3. Eastern Illinois	16	362	150	.707
4. Murray State	16	403	172	.701
5. Tennessee Tech	16	360	173	.675
6. SIUE	16	359	174	.674
7. Eastern Kentucky	16	280	138	.670
8. Tennessee State	16	330	170	.660
9. UT Martin	16	323	167	.659
10. Jacksonville State	16	307	159	.659
11. Austin Peay	16	358	190	.653
12. Belmont	16	353	192	.648

OFFENSIVE REB PCT.	G	O-Reb	Opp. DR	O-Reb%
1. Morehead State	16	197	316	.384
2. Murray State	16	195	347	.360
3. Tennessee State	16	190	346	.354
4. Eastern Illinois	16	178	347	.339
5. Tennessee Tech	16	175	347	.335
6. Southeast Missouri	16	168	363	.316
7. UT Martin	16	179	390	.315
8. Jacksonville State	16	161	382	.297
9. Austin Peay	16	150	358	.295
10. SIUE	16	149	368	.288
11. Belmont	16	131	330	.284
12. Eastern Kentucky	16	112	349	.243

3-POINT FG MADE	G	No.	Avg/G
1. Eastern Kentucky	16	147	9.2
2. Belmont	16	145	9.1
3. Murray State	16	131	8.2
4. UT Martin	16	128	8.0
5. SIUE	16	115	7.2
6. Southeast Missouri	16	92	5.8
7. Tennessee Tech	16	88	5.5
Tennessee State	16	88	5.5
9. Eastern Illinois	16	83	5.2
10. Jacksonville State	16	80	5.0
11. Morehead State	16	79	4.9
Austin Peay	16	79	4.9

2013-14 Ohio Valley Conference
CONFERENCE BASKETBALL STATISTICS
Through games of Apr 30, 2014 (Conference games only)

East

Team	Conference	Pct.	PF	PA	Overall	Pct.	PF	PA
Belmont	14-2	.875	81.9	72.6	14-2	.875	81.9	72.6
Eastern Kentucky	11-5	.688	79.2	72.8	11-5	.688	79.2	72.8
Morehead State	10-6	.625	75.0	72.4	10-6	.625	75.0	72.4
Tennessee Tech	9-7	.562	70.2	72.9	9-7	.562	70.2	72.9
Tennessee State	4-12	.250	70.8	75.3	4-12	.250	70.8	75.3
Jacksonville State	4-12	.250	62.4	68.8	4-12	.250	62.4	68.8

Current unbeaten streak

Belmont -- 6
Southeast Missouri -- 4
Eastern Kentucky -- 4
Tennessee Tech -- 1
Austin Peay -- 1
Eastern Illinois -- 1

West

Team	Conference	Pct.	PF	PA	Overall	Pct.	PF	PA
Murray State	13-3	.812	82.7	72.9	13-3	.812	82.7	72.9
Southeast Missouri	8-8	.500	82.9	83.1	8-8	.500	82.9	83.1
SIUE	7-9	.438	73.6	74.7	7-9	.438	73.6	74.7
Eastern Illinois	7-9	.438	72.4	75.9	7-9	.438	72.4	75.9
Austin Peay	6-10	.375	76.2	80.2	6-10	.375	76.2	80.2
UT Martin	3-13	.188	77.4	83.2	3-13	.188	77.4	83.2

TEAM SUMMARIES	G	PF-PA	Avg score	Margin	FG-FGA	Pct.	3FG-FGA	Pct.	FT-FTA	Pct.	RebF	RebA	Margin
Austin Peay	16	1219-1283	76.2-80.2	-4.0	422-849	.497	79-221	.357	296-444	.667	508	548	-2.5
Belmont	16	1311-1161	81.9-72.6	+9.4	450-862	.522	145-344	.422	266-366	.727	484	522	-2.4
Eastern Illinois	16	1159-1214	72.4-75.9	-3.4	400-876	.457	83-252	.329	276-370	.746	540	497	+2.7
Eastern Kentucky	16	1267-1164	79.2-72.8	+6.4	414-828	.500	147-359	.409	292-380	.768	392	487	-5.9
Jacksonville State	16	999-1101	62.4-68.8	-6.4	335-819	.409	80-277	.289	249-358	.696	468	541	-4.6
Morehead State	16	1200-1159	75.0-72.4	+2.6	383-843	.454	79-267	.296	355-466	.762	586	457	+8.1
Murray State	16	1323-1166	82.7-72.9	+9.8	448-910	.492	131-334	.392	296-439	.674	598	519	+4.9
SIUE	16	1178-1195	73.6-74.7	-1.1	414-862	.480	115-285	.404	235-354	.664	508	542	-2.1
Southeast Missouri	16	1326-1330	82.9-83.1	-0.2	482-941	.512	92-274	.336	270-394	.685	587	522	+4.1
Tennessee State	16	1132-1205	70.8-75.3	-4.6	383-854	.448	88-261	.337	278-395	.704	520	516	+0.2
Tennessee Tech	16	1124-1167	70.2-72.9	-2.7	379-830	.457	88-256	.344	278-407	.683	535	520	+0.9
UT Martin	16	1239-1332	77.4-83.2	-5.8	429-952	.451	128-342	.374	253-341	.742	502	557	-3.4

ATTENDANCE	Home	Average	Away	Average	Neutral	Average	Total	Average
Austin Peay	8-24861	3108	8-18625	2328	0-0	0	16-43486	2718
Belmont	8-21118	2640	8-22964	2870	0-0	0	16-44082	2755
Eastern Illinois	8-7713	964	8-18115	2264	0-0	0	16-25828	1614
Eastern Kentucky	8-24550	3069	8-16553	2069	0-0	0	16-41103	2569
Jacksonville State	8-13526	1691	8-16950	2119	0-0	0	16-30476	1905
Morehead State	8-21281	2660	8-24052	3006	0-0	0	16-45333	2833
Murray State	8-30705	3838	8-23766	2971	0-0	0	16-54471	3404
SIUE	8-13335	1667	8-16353	2044	0-0	0	16-29688	1856
Southeast Missouri	8-17740	2218	8-17771	2221	0-0	0	16-35511	2219
Tennessee State	8-14851	1856	8-15977	1997	0-0	0	16-30828	1927
Tennessee Tech	8-16472	2059	8-16485	2061	0-0	0	16-32957	2060
UT Martin	8-16222	2028	8-14763	1845	0-0	0	16-30985	1937
Totals	96-222374	2316	96-222374	2316	0-0	0	192-444748	2316

**2013-14 Ohio Valley Conference
INDIVIDUAL BASKETBALL STATISTICS
Through games of Apr 30, 2014 (Conference games only)**

To be ranked, a player must appear in at least 75.0% of their team's games.

SCORING								REBOUNDING							
	CI	G	FG	3FG	FT	Pts	Avg/G		CI	G	Off	Def	Total	Avg/G	
1. MILLER, Patrick-TSU	Sr	16	133	24	128	418	26.1	1. WILLIAMS, Jarvis-MUR	Jr	16	68	105	173	10.8	
2. MANN, JJ-BEL	Sr	16	108	46	66	328	20.5	2. POSTHUMUS, Chad-MOR	Sr	16	61	103	164	10.3	
3. BRADLEY, Jarekious-SEMO	Jr	16	113	36	52	314	19.6	3. BLANFORD, Sherman-EIU	Sr	16	59	93	152	9.5	
4. STONE, Tyler-SEMO	Sr	16	115	5	72	307	19.2	4. STONE, Tyler-SEMO	Sr	16	38	112	150	9.4	
5. COSEY, Glenn-EKU	Sr	16	86	57	74	303	18.9	5. HORTON, Chris-APSU	So	16	55	91	146	9.1	
6. BETRAN, Travis-APSU	Sr	16	88	42	71	289	18.1	6. RHETT, M.J.-TSU	Jr	15	43	87	130	8.7	
7. PAYNE, Cameron-MUR	Fr	16	94	39	62	289	18.1	7. FAIRELL, Jonathan-MUR	Jr	16	47	79	126	7.9	
8. BLANFORD, Sherman-EIU	Sr	16	100	0	81	281	17.6	8. TAYLOR, Myles-UTM	Jr	16	38	66	104	6.5	
9. WARNER, Angelo-MOR	Jr	16	78	25	99	280	17.5	9. JOHNSON, Nino-SEMO	Jr	16	30	66	96	6.0	
10. BRADSHAW, Craig-BEL	Jr	16	95	32	57	279	17.4	10. BRADLEY, Jarekious-SEMO	Jr	16	19	73	92	5.8	
11. WILLIAMS, Jarvis-MUR	Jr	16	94	0	62	250	15.6	11. TRIGGS, Will-APSU	Sr	16	26	64	90	5.6	
12. SMITH, Terence-UTM	Jr	16	73	35	61	242	15.1	12. OGBE, Dennis-TTU	Sr	16	36	46	82	5.1	
13. MOSS, Jeffery-MUR	So	16	78	26	53	235	14.7	13. EUBANKS, Kennedy-TSU	Jr	15	18	58	76	5.1	
14. WALDEN, Corey-EKU	Jr	16	72	17	70	231	14.4	14. MANN, JJ-BEL	Sr	16	8	73	81	5.1	
15. SMITH, Reggie-EIU	Jr	14	57	15	69	198	14.1	15. JACKSON, Keaton-SIUE	Jr	16	32	48	80	5.0	
16. SAPP, T.J.-MUR	Jr	16	64	30	59	217	13.6	16. FELDER, D.J.-JSU	Jr	16	26	54	80	5.0	
17. STEWART, Donivine-SIUE	So	16	76	23	38	213	13.3	17. CALDWELL, Dwan-TTU	Jr	16	32	47	79	4.9	
18. TAYLOR, Myles-UTM	Jr	16	77	8	51	213	13.3	18. LESTER, Ray-SIUE	Sr	16	30	48	78	4.9	
19. TRIGGS, Will-APSU	Sr	16	74	0	64	212	13.3	19. OLIVIER, Chris-EIU	Jr	15	23	50	73	4.9	
20. RACKLEY, Darion-JSU	Jr	16	54	14	87	209	13.1	20. MILLER, Patrick-TSU	Sr	16	28	49	77	4.8	
21. HORTON, Chris-APSU	So	16	85	0	35	205	12.8								
22. SAMARRIPPAS, Jeremia-TTU	Sr	16	65	33	36	199	12.4								
23. WILLIAMS, Brian-JSU	Sr	15	63	11	49	186	12.4								
24. KELLY, Drew-MOR	Sr	16	69	21	38	197	12.3								
25. JOHNSON, Tarius-EKU	Sr	16	63	19	49	194	12.1								
26. OLDHAM, Dee-UTM	So	16	68	25	33	194	12.1								
27. CHAMBERLAIN, Reece-BEL	Jr	16	64	11	55	194	12.1								
28. LIABO, Mike-UTM	Sr	16	68	32	25	193	12.1								
29. DYSON, Ed-APSU	Jr	14	51	15	47	164	11.7								
30. ARRINGTON, Brent-MOR	So	16	55	16	61	187	11.7								

FIELD GOAL PCT						ASSISTS			
	CI	G	FGM	FGA	Pct.		CI	G	No. Avg/G
1. JACKSON, Keaton-SIUE	Jr	16	65	86	.756	1. NUTT, Lucas-SEMO	Sr	16	94 5.9
2. WILLIAMS, Jarvis-MUR	Jr	16	94	140	.671	2. PAYNE, Cameron-MUR	Fr	16	89 5.6
3. STUTZ, Eric-EKU	Jr	16	58	89	.652	3. CHAMBERLAIN, Reece-BEL	Jr	16	87 5.4
4. TRIGGS, Will-APSU	Sr	16	74	119	.622	4. SAMARRIPPAS, Jeremia-TTU	Sr	16	87 5.4
5. LANGFORD, Josh-SEMO	Jr	16	59	95	.621	5. STEWART, Donivine-SIUE	So	16	79 4.9
6. OGBE, Dennis-TTU	Sr	16	63	102	.618	6. MILLER, Patrick-TSU	Sr	16	65 4.1
7. BRADDS, Evan-BEL	Fr	16	53	91	.582	7. COSEY, Glenn-EKU	Sr	16	64 4.0
8. HORTON, Chris-APSU	So	16	85	149	.570	8. STOREY, Kareem-MOR	Jr	14	54 3.9
9. RHETT, M.J.-TSU	Jr	15	65	115	.565	9. NEWELL, Marshun-UTM	Jr	16	59 3.7
10. CHAMBERLAIN, Reece-BEL	Jr	16	64	114	.561	10. SMITH, Reggie-EIU	Jr	14	50 3.6
11. STONE, Tyler-SEMO	Sr	16	115	205	.561	11. WILLIAMS, Brian-JSU	Sr	15	47 3.1
12. JOHNSON, Tarius-EKU	Sr	16	63	117	.538	12. BRADSHAW, Craig-BEL	Jr	16	50 3.1
13. FELDER, D.J.-JSU	Jr	16	61	114	.535	13. WALDEN, Corey-EKU	Jr	16	47 2.9
14. BLANFORD, Sherman-EIU	Sr	16	100	187	.535	14. MOSS, Jeffery-MUR	So	16	45 2.8
15. MANN, JJ-BEL	Sr	16	108	203	.532	15. ARRINGTON, Brent-MOR	So	16	42 2.6
						16. WILLIAMS, Zavion-APSU	So	16	42 2.6
						17. CHATMAN, Dylan-EIU	Jr	16	42 2.6

**2013-14 Ohio Valley Conference
INDIVIDUAL BASKETBALL STATISTICS
Through games of Apr 30, 2014 (Conference games only)**

FREE THROW PCT		CI	G	FTM	FTA	Pct.
1.	SAMARRIPPAS, Jeremia-TTU	Sr	16	36	39	.923
2.	OLDHAM, Dee-UTM	So	16	33	36	.917
3.	BETRAN, Travis-APSU	Sr	16	71	80	.888
4.	BRADSHAW, Craig-BEL	Jr	16	57	66	.864
5.	WARNER, Angelo-MOR	Jr	16	99	115	.861
6.	SMITH, Terence-UTM	Jr	16	61	71	.859
7.	MANN, JJ-BEL	Sr	16	66	78	.846
8.	WALDEN, Corey-EKU	Jr	16	70	83	.843
9.	COSEY, Glenn-EKU	Sr	16	74	88	.841
10.	STOREY, Kareem-MOR	Jr	14	36	43	.837
11.	MILLER, Patrick-TSU	Sr	16	128	157	.815
12.	ARRINGTON, Brent-MOR	So	16	61	75	.813
13.	NUTT, Lucas-SEMO	Sr	16	38	47	.809
	STEWART, Donivine-SIUE	So	16	38	47	.809
15.	STUTZ, Eric-EKU	Jr	16	37	46	.804

3-POINT FG PCT		CI	G	3FG	FGA	Pct.
1.	MANN, JJ-BEL	Sr	16	46	96	.479
2.	DAVIS, Kris-SIUE	Jr	16	24	51	.471
3.	DYSON, Ed-APSU	Jr	14	15	32	.469
4.	FIELDS, Dexter-MUR	Sr	16	36	77	.468
5.	SMITH, Terence-UTM	Jr	16	35	77	.455
6.	COSEY, Glenn-EKU	Sr	16	57	130	.438
7.	BRADSHAW, Craig-BEL	Jr	16	32	75	.427
8.	WILLIAMS, Orlando-EKU	Sr	16	22	52	.423
9.	WINDLER, Drew-BEL	Sr	16	31	75	.413
10.	JOHNSON, Tarius-EKU	Sr	16	19	46	.413
11.	SALECICH, Christian-SIUE	Sr	16	21	53	.396
12.	WILTZ, Maurice-SIUE	Jr	16	22	56	.393
13.	SAMARRIPPAS, Jeremia-TTU	Sr	16	33	86	.384
14.	JOHNSON, Jordan-TTU	Jr	16	27	71	.380
15.	SAPP, T.J.-MUR	Jr	16	30	79	.380

BLOCKED SHOTS		CI	G	No.	Avg/G
1.	HORTON, Chris-APSU	So	16	52	3.3
2.	JACKSON, Keaton-SIUE	Jr	16	33	2.1
3.	HUNTER, Jamal-JSU	Jr	16	27	1.7
4.	OLIVIER, Chris-EIU	Jr	15	23	1.5
5.	WILLIAMS, Jarvis-MUR	Jr	16	23	1.4
6.	STONE, Tyler-SEMO	Sr	16	22	1.4
7.	CARTER, Ladon-TTU	Jr	15	19	1.3
8.	BRADLEY, Jarekious-SEMO	Jr	16	18	1.1
9.	TAYLOR, Myles-UTM	Jr	16	17	1.1
10.	POSTHUMUS, Chad-MOR	Sr	16	15	0.9
	WINDLER, Drew-BEL	Sr	16	15	0.9
12.	CALDWELL, Dwan-TTU	Jr	16	14	0.9
	OGBE, Dennis-TTU	Sr	16	14	0.9
14.	DOTSON, Greg-MOR	Fr	16	13	0.8
	JOHNSON, Nino-SEMO	Jr	16	13	0.8
	McKAY, Javon-TTU	Jr	16	13	0.8

STEALS		CI	G	No.	Avg/G
1.	STEWART, Donivine-SIUE	So	16	32	2.0
2.	MILLER, Patrick-TSU	Sr	16	31	1.9
	WALDEN, Corey-EKU	Jr	16	31	1.9
	MANN, JJ-BEL	Sr	16	31	1.9
5.	PAYNE, Cameron-MUR	Fr	16	27	1.7
	RACKLEY, Darion-JSU	Jr	16	27	1.7
7.	ARRINGTON, Brent-MOR	So	16	25	1.6
8.	OLDHAM, Dee-UTM	So	16	23	1.4
9.	BRADLEY, Jarekious-SEMO	Jr	16	22	1.4
10.	TAYLOR, Myles-UTM	Jr	16	20	1.3
	LEWIS, Marcus-EKU	Sr	16	20	1.3
12.	WARNER, Angelo-MOR	Jr	16	19	1.2
	STONE, Tyler-SEMO	Sr	16	19	1.2
	NEWELL, Marshun-UTM	Jr	16	19	1.2
15.	SMITH, Reggie-EIU	Jr	14	16	1.1

3-POINT FG MADE		CI	G	3FG	Avg/G
1.	COSEY, Glenn-EKU	Sr	16	57	3.6
2.	MANN, JJ-BEL	Sr	16	46	2.9
3.	BETRAN, Travis-APSU	Sr	16	42	2.6
4.	PAYNE, Cameron-MUR	Fr	16	39	2.4
5.	BRADLEY, Jarekious-SEMO	Jr	16	36	2.3
	FIELDS, Dexter-MUR	Sr	16	36	2.3
7.	SMITH, Terence-UTM	Jr	16	35	2.2
8.	SAMARRIPPAS, Jeremia-TTU	Sr	16	33	2.1
9.	BRADSHAW, Craig-BEL	Jr	16	32	2.0
	LIABO, Mike-UTM	Sr	16	32	2.0
11.	WINDLER, Drew-BEL	Sr	16	31	1.9
12.	SAPP, T.J.-MUR	Jr	16	30	1.9
13.	JOHNSON, Jordan-TTU	Jr	16	27	1.7
14.	MOSS, Jeffery-MUR	So	16	26	1.6
15.	WARNER, Angelo-MOR	Jr	16	25	1.6
	OLDHAM, Dee-UTM	So	16	25	1.6
	MOORE, Avery-JSU	Jr	16	25	1.6

ASSIST/TURNOVER RATIO		CI	G	Ast.	T/O	Ratio
1.	NUTT, Lucas-SEMO	Sr	16	94	38	2.5
2.	COSEY, Glenn-EKU	Sr	16	64	27	2.4
3.	STEWART, Donivine-SIUE	So	16	79	38	2.1
4.	CHAMBERLAIN, Reece-BEL	Jr	16	87	45	1.9
5.	SAMARRIPPAS, Jeremia-TTU	Sr	16	87	46	1.9
6.	WILLIAMS, Brian-JSU	Sr	15	47	25	1.9
7.	PAYNE, Cameron-MUR	Fr	16	89	57	1.6
8.	NEWELL, Marshun-UTM	Jr	16	59	43	1.4
9.	STOREY, Kareem-MOR	Jr	14	54	45	1.2
10.	BRADSHAW, Craig-BEL	Jr	16	50	43	1.2
11.	MILLER, Patrick-TSU	Sr	16	65	57	1.1
12.	SMITH, Reggie-EIU	Jr	14	50	45	1.1

**2013-14 Ohio Valley Conference
INDIVIDUAL BASKETBALL STATISTICS
Through games of Apr 30, 2014 (Conference games only)**

OFFENSIVE REBOUNDS	Cl	G	No.	Avg/G
1. WILLIAMS, Jarvis-MUR	Jr	16	68	4.3
2. POSTHUMUS, Chad-MOR	Sr	16	61	3.8
3. BLANFORD, Sherman-EIU	Sr	16	59	3.7
4. HORTON, Chris-APSU	So	16	55	3.4
5. FAIRELL, Jonathan-MUR	Jr	16	47	2.9
6. RHETT, M.J.-TSU	Jr	15	43	2.9
7. TAYLOR, Myles-UTM	Jr	16	38	2.4
STONE, Tyler-SEMO	Sr	16	38	2.4
9. OGBE, Dennis-TTU	Sr	16	36	2.3
10. COOK, Nick-JSU	Sr	16	34	2.1
11. JACKSON, Keaton-SIUE	Jr	16	32	2.0
CALDWELL, Dwan-TTU	Jr	16	32	2.0
13. LESTER, Ray-SIUE	Sr	16	30	1.9
JOHNSON, Nino-SEMO	Jr	16	30	1.9
15. MILLER, Patrick-TSU	Sr	16	28	1.8

MINUTES PLAYED	Cl	G	No.	Avg/G
1. MILLER, Patrick-TSU	Sr	16	609	38.1
2. BETRAN, Travis-APSU	Sr	16	576	36.0
3. COSEY, Glenn-EKU	Sr	16	575	35.9
4. MANN, JJ-BEL	Sr	16	573	35.8
5. MOSS, Jeffery-MUR	So	16	568	35.5
6. STEWART, Donivine-SIUE	So	16	567	35.4
7. WARNER, Angelo-MOR	Jr	16	554	34.6
8. PAYNE, Cameron-MUR	Fr	16	548	34.2
9. STONE, Tyler-SEMO	Sr	16	540	33.8
10. WILLIAMS, Brian-JSU	Sr	15	504	33.6

DEFENSIVE REBOUNDS	Cl	G	No.	Avg/G
1. STONE, Tyler-SEMO	Sr	16	112	7.0
2. WILLIAMS, Jarvis-MUR	Jr	16	105	6.6
3. POSTHUMUS, Chad-MOR	Sr	16	103	6.4
4. BLANFORD, Sherman-EIU	Sr	16	93	5.8
5. RHETT, M.J.-TSU	Jr	15	87	5.8
6. HORTON, Chris-APSU	So	16	91	5.7
7. FAIRELL, Jonathan-MUR	Jr	16	79	4.9
8. MANN, JJ-BEL	Sr	16	73	4.6
BRADLEY, Jarekious-SEMO	Jr	16	73	4.6
10. TAYLOR, Myles-UTM	Jr	16	66	4.1
JOHNSON, Nino-SEMO	Jr	16	66	4.1
12. TRIGGS, Will-APSU	Sr	16	64	4.0
13. EUBANKS, Kennedy-TSU	Jr	15	58	3.9
14. SAPP, T.J.-MUR	Jr	16	59	3.7
15. NUNN, Rozell-SIUE	Jr	16	57	3.6

**2013-14 Ohio Valley Conference
Conference Team Highs
Through games of Apr 30, 2014 (All games)**

TEAM HIGHS (highest totals made by)

Points	120	Morehead State vs South Dakota (12/19/13)
	118	Southeast Missouri vs Central Baptist (11/11/13)
	118	Southeast Missouri vs Murray State (03/01/14)
Margin	69 (114-45)	Eastern Kentucky vs Warren Wilson Col. (11/13/13)
	62 (118-56)	Southeast Missouri vs Central Baptist (11/11/13)
Field goals made	45	Southeast Missouri vs Central Baptist (11/11/13)
	44	Morehead State vs South Dakota (12/19/13)
	44	Southeast Missouri vs Murray State (03/01/14)
Field goal attempts	86	Morehead State vs Mid-Continent (11/09/13)
	83	Tennessee Tech vs Hillsdale College (12/19/13)
	83	Morehead State vs Asbury College (12/30/13)
Field goal percentage	.723 (34-47)	Morehead State vs Chattanooga (11/28/13)
	.698 (37-53)	Austin Peay vs Dalton State (12/30/13)
3-Pt FG made	20	Eastern Kentucky vs Warren Wilson Col. (11/13/13)
	17	Southeast Missouri vs Central Baptist (11/11/13)
	17	Morehead State vs South Dakota (12/19/13)
	17	Belmont at Southeast Missouri (01/09/14)
	17	Eastern Kentucky at Austin Peay (02/22/14)
3-Pt FG attempts	39	Eastern Kentucky vs Warren Wilson Col. (11/13/13)
	37	Belmont at North Carolina (11/17/13)
3-Pt percentage	.700 (7-10)	SIUE at UT Martin (01/25/14)
	.700 (7-10)	Austin Peay vs Eastern Illinois (02/13/14)
Free throws made	40	Morehead State vs Marshall (11/17/13)
	37	Eastern Illinois vs Eastern Kentucky (01/02/14)
Free throw attempts	65	Morehead State vs Marshall (11/17/13)
	52	Belmont at Lipscomb (11/08/13)
Free throw percentage	1.000 (9-9)	Eastern Kentucky at Wisconsin (12/14/13)
	.960 (24-25)	Belmont vs Robert Morris (03/21/14)
Rebounds	66	Morehead State vs Asbury College (12/30/13)
	56	Southeast Missouri vs Mid-Continent (11/22/13)
	56	Tennessee State vs Fisk University (12/15/13)
Assists	34	Eastern Kentucky vs Warren Wilson Col. (11/13/13)
	32	Morehead State vs South Dakota (12/19/13)
Steals	24	Eastern Kentucky vs Warren Wilson Col. (11/13/13)
	20	Tennessee Tech vs Indiana-Kokomo (11/21/13)
	20	Tennessee Tech vs Hillsdale College (12/19/13)
Blocked shots	14	Murray State vs Yale (04/03/14)
	13	Austin Peay vs Southern Illinois (11/19/13)
Turnovers	24	Morehead State at Southern Miss (12/04/13)
	23	SIUE at Arkansas (11/08/13)
Fouls	34	Tennessee State vs Morehead State (01/25/14)
	33	Tennessee State vs Lipscomb (11/18/13)

**2013-14 Ohio Valley Conference
Conference Individual Highs
Through games of Apr 30, 2014 (All games)**

INDIVIDUAL PLAYER GAME HIGHS

Points	40	KELLY, Drew (Morehead State) vs South Dakota (12/19/13)
	38	MILLER, Patrick (Tennessee State) at Morehead State (02/27/14)
Field goals made	15	STONE, Tyler (Southeast Missouri) at SIUE (02/06/14)
	14	KELLY, Drew (Morehead State) vs South Dakota (12/19/13)
Field goal attempts	24	PAYNE, Cameron (Murray State) at Valparaiso (11/08/13)
	24	MILLER, Patrick (Tennessee State) vs Western Michigan (11/11/13)
	24	MILLER, Patrick (Tennessee State) vs Morehead State (01/25/14)
Field goal percentage	1.000 (10-10)	LANGFORD, Josh (Southeast Missouri) vs Belmont (01/09/14)
	1.000 (9-9)	WILLIAMS, Jarvis (Murray State) at Eastern Kentucky (01/08/14)
	1.000 (8-8)	WILLIAMS, Jarvis (Murray State) vs Yale (04/03/14)
3-Pt FG made	10	COSEY, Glenn (Eastern Kentucky) at Eastern Illinois (01/02/14)
	8	KELLY, Drew (Morehead State) vs South Dakota (12/19/13)
	8	COSEY, Glenn (Eastern Kentucky) at Austin Peay (02/22/14)
3-Pt FG attempts	15	BETRAN, Travis (Austin Peay) vs CS Northridge (11/22/13)
	14	MANN, JJ (Belmont) at North Carolina (11/17/13)
	14	BRADSHAW, Craig (Belmont) at Clemson (03/25/14)
3-Pt percentage	.833 (10-12)	COSEY, Glenn (Eastern Kentucky) at Eastern Illinois (01/02/14)
	.833 (5-6)	WILTZ, Maurice (SIUE) vs Central Michigan (12/07/13)
	.833 (5-6)	GAITHER, Jordan (Tennessee State) vs Eastern Kentucky (01/23/14)
Free throws made	15	CALDWELL, Dwan (Tennessee Tech) at Morehead State (03/01/14)
	15	SMITH, Reggie (Eastern Illinois) at SIUE (03/01/14)
Free throw attempts	18	SMITH, Reggie (Eastern Illinois) vs Eastern Kentucky (01/02/14)
	17	SMITH, Reggie (Eastern Illinois) at Northwestern (11/09/13)
	17	TURNER, Bakari (Morehead State) vs Marshall (11/17/13)
	17	RACKLEY, Darion (Jacksonville State) vs Dalton State (11/22/13)
	17	DYSON, Ed (Austin Peay) vs Eastern Illinois (02/13/14)
	17	SMITH, Reggie (Eastern Illinois) at SIUE (03/01/14)
Free throw percentage	1.000 (15-15)	CALDWELL, Dwan (Tennessee Tech) at Morehead State (03/01/14)
	1.000 (14-14)	MOSS, Jeffery (Murray State) vs UT Martin (01/05/14)
	1.000 (12-12)	STOREY, Kareem (Morehead State) at Eastern Illinois (01/04/14)
	1.000 (12-12)	WALDEN, Corey (Eastern Kentucky) at Belmont (01/25/14)
	1.000 (11-11)	COSEY, Glenn (Eastern Kentucky) at Morehead State (01/11/14)
	1.000 (10-10)	NEWELL, Marshun (UT Martin) vs Rochester College (11/15/13)
	1.000 (10-10)	COSEY, Glenn (Eastern Kentucky) vs Alabama A&M (11/19/13)
	1.000 (10-10)	WARNER, Angelo (Morehead State) at Eastern Kentucky (02/08/14)
	1.000 (10-10)	BETRAN, Travis (Austin Peay) vs SIUE (02/15/14)
	1.000 (10-10)	PAYNE, Cameron (Murray State) vs Eastern Kentucky (03/07/14)
	1.000 (8-8)	CHAMBERLAIN, Reece (Belmont) vs Indiana State (11/14/13)
	1.000 (8-8)	JOHNSON, Tarius (Eastern Kentucky) vs Alabama A&M (11/19/13)
	1.000 (8-8)	HARRIS, Jay (Tennessee State) at Tennessee (11/22/13)
	1.000 (8-8)	WARNER, Angelo (Morehead State) vs Eastern Kentucky (01/11/14)
	1.000 (8-8)	BRADDS, Evan (Belmont) at UT Martin (01/11/14)
	1.000 (8-8)	SMITH, Terence (UT Martin) vs Belmont (01/11/14)
	1.000 (8-8)	ARRINGTON, Brent (Morehead State) vs Southeast Missouri (01/16/14)
	1.000 (8-8)	STUTZ, Eric (Eastern Kentucky) vs Jacksonville State (01/18/14)
	1.000 (8-8)	OGBE, Dennis (Tennessee Tech) vs Southeast Missouri (01/18/14)
	1.000 (8-8)	BETRAN, Travis (Austin Peay) vs Tennessee Tech (01/25/14)
	1.000 (8-8)	POSTHUMUS, Chad (Morehead State) at Tennessee State (01/25/14)
	1.000 (8-8)	JOHNSON, Tarius (Eastern Kentucky) vs UT Martin (01/30/14)
	1.000 (8-8)	CHAMBERLAIN, Reece (Belmont) at Tennessee Tech (02/01/14)
	1.000 (8-8)	OLDHAM, Dee (UT Martin) at Eastern Illinois (02/06/14)
	1.000 (8-8)	BETRAN, Travis (Austin Peay) vs Eastern Illinois (02/13/14)
	1.000 (8-8)	BLANFORD, Sherman (Eastern Illinois) at Murray State (02/15/14)
	1.000 (8-8)	BETRAN, Travis (Austin Peay) at UT Martin (03/01/14)
Rebounds	20	POSTHUMUS, Chad (Morehead State) vs Asbury College (12/30/13)

	19	RHETT, M.J. (Tennessee State) at Belmont (02/13/14)
Assists	16	STOREY, Kareem (Morehead State) vs South Dakota (12/19/13)
	15	STOREY, Kareem (Morehead State) vs Mid-Continent (11/09/13)
Steals	6	WALDEN, Corey (Eastern Kentucky) at Morehead State (01/11/14)
	6	STEWART, Donivine (SIUE) at Eastern Illinois (02/01/14)
	6	WALDEN, Corey (Eastern Kentucky) vs Murray State (03/07/14)
Blocked shots	8	HORTON, Chris (Austin Peay) vs UT Martin (01/02/14)
	7	HORTON, Chris (Austin Peay) vs Southern Illinois (11/19/13)
	7	TAYLOR, Myles (UT Martin) vs Jackson State (11/22/13)
	7	HUNTER, Jamal (Jacksonville State) vs SIUE (01/09/14)
Turnovers	8	MILLER, Patrick (Tennessee State) at Illinois State (12/19/13)
	8	CHAMBERLAIN, Reece (Belmont) vs Eastern Kentucky (01/25/14)